

## DOCUMENT RESUME

ED 444 008

CE 080 577

**TITLE** Industrial & Engineering Systems Career Cluster ITAC for Career-Focused Education: Transportation Sub-Cluster. Integrated Technical & Academic Competencies.

**INSTITUTION** Ohio State Univ., Columbus. Vocational Instructional Materials Lab.

**SPONS AGENCY** Ohio State Dept. of Education, Columbus. Div. of Career-Technical and Adult Education.

**PUB DATE** 1999-00-00

**NOTE** 94p.; For other ITAC documents, see CE 080 570-576.

**AVAILABLE FROM** Publications, Center on Education and Training for Employment, 1900 Kenny Road, Columbus, OH 43210-1090, Tel: 800-848-4815, ext. 24277, Fax: 614-292-1260, Web site: <http://www.cete.org/products> (ITAC Cluster-I/E TRSP, \$20).

**PUB TYPE** Guides - Non-Classroom (055)

**EDRS PRICE** MF01/PC04 Plus Postage.

**DESCRIPTORS** Academic Education; Behavioral Objectives; Career Development; \*Career Education; Career Planning; Communication Skills; Competence; \*Competency Based Education; Core Curriculum; Critical Thinking; Education ~~Work Relationship~~; ~~Employment Qualifications~~; ~~Evaluation Criteria~~; Integrated Curriculum; Job Skills; Learning Activities; Money Management; Occupational Clusters; Partnerships in Education; Performance Factors; Problem Solving; Relevance (Education); School Business Relationship; Secondary Education; Skill Development; \*Skilled Occupations; \*Statewide Planning; Student Evaluation; Systems Approach; Teaching Guides; Technical Education; Technical Occupations; Thinking Skills; Time Management; \*Trade and Industrial Education; Transfer of Training; \*Transportation; Wellness; Work Attitudes

**IDENTIFIERS** Contextualized Instruction; \*Ohio; Work Keys (ACT)


**ABSTRACT**

Designed for Ohio educators responsible for planning programs to prepare high school students for careers in transportation, this document presents an overview of Ohio's Integrated Technical and Academic Competencies (ITAC) system of career-focused education and specific information about the transportation subcluster of the industrial and engineering systems ITAC career cluster. The first half of the document, which introduces the ITAC system's underlying principles and elements, contains the following items: (1) descriptions of the three types of integrated competencies (core, career cluster, and specialization) forming the ITAC model; (2) guidelines for using ITAC; (3) an explanation of the components of the 51 core ITAC; and (4) a table detailing the academic connections in the core ITAC. The second half of the document, which focuses on the transportation subcluster ITAC, is divided into six sections, each of which focuses on one of the following strands deemed essential for all careers: solving problems and thinking skillfully; communicating effectively; applying technology; working responsibly; planning and managing a career; and managing resources. Each section contains the following items: expectation; competencies; sample scenario; sample guiding questions; connections to core

Reproductions supplied by EDRS are the best that can be made  
from the original document.

ITAC competencies; connections to academic models; and connections to Ohio's proficiency tests and ACT Work Keys. (MN)

Reproductions supplied by EDRS are the best that can be made  
from the original document.



U.S. DEPARTMENT OF EDUCATION  
Office of Educational Research and Improvement  
EDUCATIONAL RESOURCES INFORMATION  
CENTER (ERIC)

- This document has been reproduced as received from the person or organization originating it.
- Minor changes have been made to improve reproduction quality.
- Points of view or opinions stated in this document do not necessarily represent official OERI position or policy.

# Industrial & Engineering Systems Career Cluster ITAC

for Career-Focused Education

Manufacturing Sub-Cluster  
Construction Sub-Cluster  
Transportation Sub-Cluster

PERMISSION TO REPRODUCE AND  
DISSEMINATE THIS MATERIAL HAS  
BEEN GRANTED BY

*C. Hansen*

TO THE EDUCATIONAL RESOURCES  
INFORMATION CENTER (ERIC)

1



Integrated Technical & Academic Competencies



















## **Industrial & Engineering Systems Career Cluster ITAC Transportation Sub-Cluster**


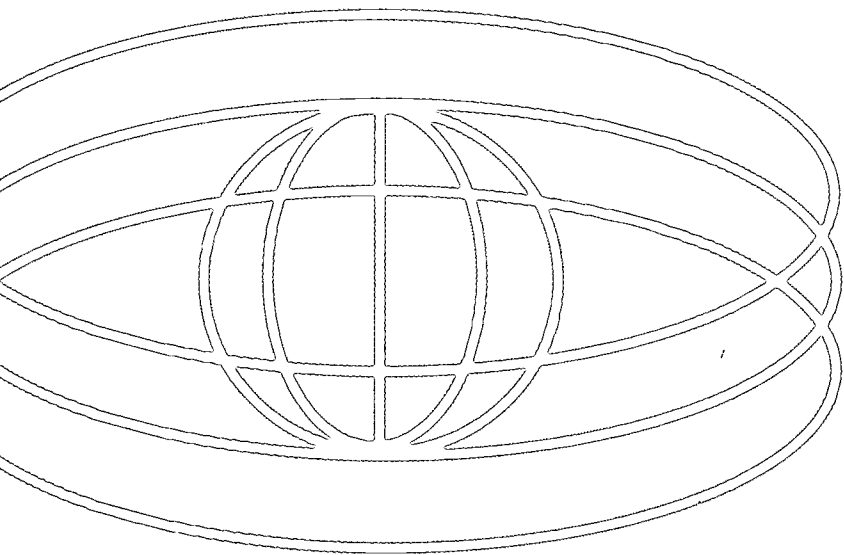
The Industrial & Engineering Systems Career Cluster includes the entry-level, technical and professional career options within industrial and engineering related fields. This career cluster is divided into three sub-clusters: manufacturing, construction, and transportation. Each of these industries offer many career options depending upon the level of education and training one desires. The *transportation sub-cluster* includes all aspects of the industry, including automotive, airline, maritime, rail, and trucking industries. Career opportunities in this industry may be obtained through a variety of educational pathways such as career-technical education, apprenticeships, on-the-job training, community colleges, or universities.

### **Sample career options within the transportation sub-cluster include—**

- airline maintenance mechanic
- operating engineer
- locomotive engineer
- automotive diagnostic technician
- independent service provider
- insurance adjuster
- service manager
- diesel mechanic
- trucking owner/operator
- general manager
- sales manager
- dealer owner
- parts manager

# Contents

	PAGE
Career-Focused Education .....	3
Components of the ITAC System .....	4
How to Use ITACs .....	5
Components of Core ITAC .....	6
 <b>Strand 1: Solving Problems and Thinking Skillfully</b> .....	9
 <b>Strand 2: Communicating Effectively</b> .....	15
 <b>Strand 3: Applying Technology</b> .....	21
 <b>Strand 4: Working Responsibly</b> .....	25
 <b>Strand 5: Planning and Managing a Career</b> .....	29
 <b>Strand 6: Managing Resources</b> .....	35
Academic Connections in Core ITAC .....	41
     	
<small>The Arts      Math      Social Studies      Language Arts      Foreign Language      Science</small>	
Core ITAC Acknowledgments .....	45
Industrial & Engineering Systems Career Cluster—Transportation Sub-Cluster Title Page .....	47
Components of Career Cluster ITACs .....	48
Industrial & Engineering Systems Career Cluster—Transportation Sub-Cluster Document	
 <b>Strand 1: Solving Problems and Thinking Skillfully</b> .....	51
 <b>Strand 2: Communicating Effectively</b> .....	59
 <b>Strand 3: Applying Technology</b> .....	65
 <b>Strand 4: Working Responsibly</b> .....	71
 <b>Strand 5: Planning and Managing a Career</b> .....	77
 <b>Strand 6: Managing Resources</b> .....	81
Industrial & Engineering Systems Career Cluster ITAC—Transportation Sub-Cluster Acknowledgments	88

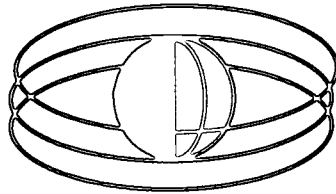




# Career-Focused Education

*Career-Focused Education* combines high-level academics and technical skills with a real-life context for learning that maximizes students' present and future academic and career success. Career-focused education strengthens—

- proficiency test success
- integrated instruction
- partnerships between education and business & industry
- aquisition of transferable career skills



# ITAC

Integrated Technical &  
Academic Competencies  
for Career-Focused Education

Ohio Department of Education  
Division of Career-Technical and Adult Education  
© 1999 by the Vocational Instructional Materials Laboratory  
Vocational Instructional Materials Laboratory

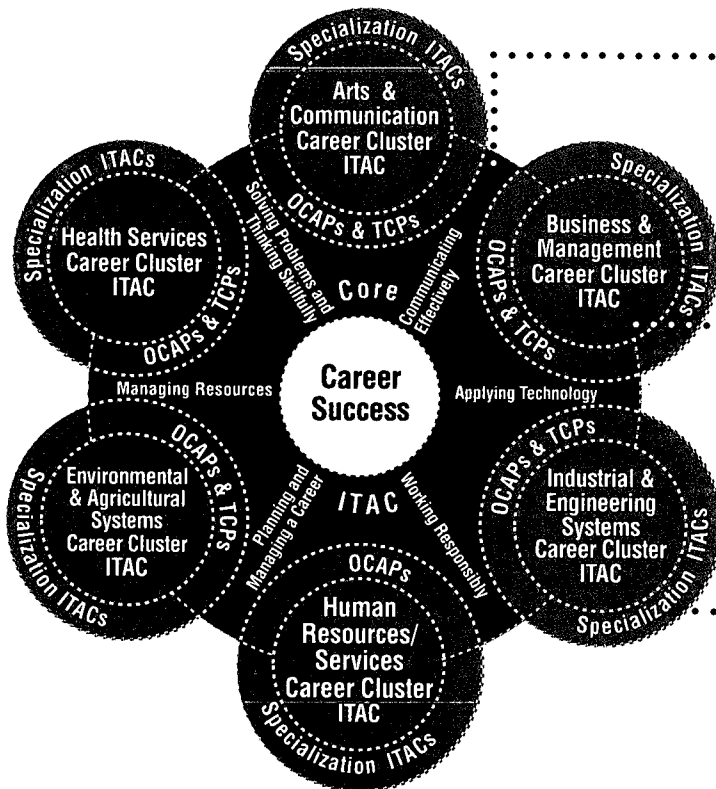
Center on Education and Training for Employment • The Ohio State University  
1900 Kenny Road • Columbus, Ohio 43210  
1-800-848-4815 • [www.cete.org/products](http://www.cete.org/products)

# Components of the ITAC System

Integrated Technical and Academic Competencies (ITAC) documents consist of competencies that integrate academic, technical, and employability knowledge, skills, and attitudes. ITACs are presented in resource documents that include the expectations, competencies, scenarios, and academic connections. ITACs are developed through—

- review and synthesis of national academic, employability, and occupational standards;
- review by teachers—both vocational and academic;
- validation by business and industry representatives; and
- direct links to Ohio’s competency-based education (CBE) models, proficiency test learning outcomes, and ACT Work Keys® System.

ITAC Model



Three types of ITACs form this model:

- **Core ITAC** – Consists of 51 competencies organized into six strands essential for all careers and sample work-related scenarios. Core ITAC represents what individuals need to know and be able to do to be successful in further education, in a career, and in life.
- **Career Cluster ITAC** – Consists of the foundational competencies common to related occupations or industries and sample work-related scenarios. The six Career Cluster ITACs provide a broad foundation for entry-level, technical, and professional careers.
- **Specialization ITAC** – Consists of competencies and sample scenarios critical to success in a specific industry or occupation within a career cluster. Currently, 55 Occupational Competency Analysis Profiles (OCAPs) represent the Specialization Competencies. As OCAPs are revised, they will become Specialization ITACs.

The ITAC system builds on and expands the Occupational Competency Analysis Profile (OCAP) system, which was designed primarily for occupation-specific vocational programs. The ITAC system provides a broader range of competencies, integrates academic knowledge and skills with technical content, and provides sample scenarios to illustrate work-related context. This system is a resource for **both** academic and technical teachers as they plan programs and instruction.



# How to Use ITACs


Integrated Technical and Academic Competencies (ITAC) documents are resources for planning programs. The competencies of the ITAC system integrate technical and academic content and are organized into three types, moving from broad to specific—core, career cluster, and specialization. The types are interrelated building blocks for program design. *Core* provides the broad competencies. *Career Cluster* incorporates use of *Core* competencies. *Specialization* incorporates application of both the related *Career Cluster* and *Core* competencies. These ITAC types can be integrated into the overall educational system as follows:

- The Core ITAC could be used to design learning experiences for all students.
- The Career Cluster ITACs—in combination with Core ITAC—could be used to guide courses or experiences in which students explore and develop essential competencies within one of the following career clusters:
  - ✓ **Arts & Communication**
  - ✓ **Business & Management**
  - ✓ **Environmental & Agricultural Systems**
  - ✓ **Health Services**
  - ✓ **Human Resources/Services**
  - ✓ **Industrial & Engineering Systems**
- Specialization ITACs—in combination with Core ITAC and Cluster ITACs—could be used for those programs, courses, and experiences with specific technical skill development.

As a curricular and instructional planning tool, ITACs identify the knowledge, skills, and attitudes needed to help students prepare for academic and career success. ITAC documents foster the development of interdisciplinary projects and learning experiences by illustrating the relationships between broad-based career skills and academic content. Educators can use the components of the ITACs in a number of ways for classroom instruction:

- Competencies can be reviewed and relevant competencies selected for instruction.
- Connections that need to be made between competencies and academic skills can be identified.
- Scenarios can be used as a basis for learning experiences.

# Components of Core ITAC



Each strand in Core ITAC has an introduction page which identifies the strand (in words and by icon).

**Expectation** – a statement of desired workplace behaviors and their importance in the world of work.

**Competencies** – observable and measurable knowledge, skills, and attitudes essential to achievement of the expectation.

Strand 4 – Working Responsibly – Core ITAC

**Expectation**

Work organizations value employees who possess the ability to work with diverse groups of people and who are able to lead others toward the achievement of common goals. Individuals must demonstrate a positive work ethic—exhibiting honesty, initiative, and dependability. In addition, they should understand the importance of ethical conduct and the role of ethics in professional organizations and work environments.

**Competencies**

4.1 Demonstrate leadership	4.5 Comply with the confidentiality requirements of workplace policies and procedures
4.2 Contribute to teamwork	4.6 Apply appropriate strategies for dealing with the differences associated with diversity (e.g., racial, ethnic, gender, educational, personality, social, and age)
4.3 Choose ethical courses of action in all work assignments and personal interactions	
4.4 Demonstrate the work ethic	

**Scenario**

You are the director of human resources for a chain of retail stores. Lately there have been several incidents in which employees have treated customers rudely or unfairly because of the customers' racial or ethnic background. You have been asked to provide training for employees that will encourage an appreciation of diversity, positive relations with customers, and an understanding of the legal and economic implications of inappropriate behavior. Present the training plan to your company's management team for their approval.

**Guiding Questions**


- What are the benefits of multicultural diversity? What can business organizations do to support an appreciation of diversity?
- What are the contributions of various ethnic groups to businesses, communities, and society?
- What are the legal, social, and economic consequences of prejudicial or discriminatory actions for individuals, businesses, and communities?
- What laws prohibit discriminatory actions? In what context were these laws enacted?

**Sample Scenario** – a real-life workplace situation requiring learners to apply the knowledge and skills reflected in the strand competencies.

**Sample Guiding Questions** – targeted questions to use in focusing learners' attention on knowledge and skills covered in the scenario.



Solving Problems and Thinking Skillfully



Communicating Effectively



Applying Technology



Working Responsibly



Planning and Managing a Career



Managing Resources

## Core ITAC – Working Responsibly – Strand 4



### Demonstrate leadership

- 4.1 Identify a variety of leadership strategies
- 4.1.1 Demonstrate leadership qualities
- 4.1.2 Distinguish between the uses of leadership and management
- 4.1.3 Analyze the factors influencing choice of leadership strategy in a given situation
- 4.1.4 Match leadership strategies to the given group situation
- 4.1.5 Collaborate with others to accomplish goals

Key Indicators:

### Contribute to teamwork

- 4.2 Demonstrate sensitivity to cultural, gender, and generational differences (in communication, interpersonal skills, and learning preferences)
- 4.2.1 Demonstrate concern for each team member and for team goals (e.g., provide encouragement, maintain a can-do attitude and common focus)
- 4.2.2 Complete aspects of assigned tasks according to team-established procedures and within specific timelines
- 4.2.3 Employ group process techniques to solve problems, make decisions, build consensus, resolve or manage conflicts, construct compromises, support self-expression, and bring forth new ideas and opinions
- 4.2.4 Evaluate the team's efforts

Key Indicators:

### Choose ethical courses of action in all work assignments and personal interactions

- 4.3 Establish a personal code of ethics
- 4.3.1 Ensure that personal code of ethics is consistent with the professional code of ethics of the chosen profession
- 4.3.2 Identify strategies that strengthen desirable character traits (including honesty, integrity, compassion, empathy, justice)
- 4.3.3 Identify consequences of unethical conduct
- 4.3.4 Recognize conflict between personal/professional ethics and the ethics of others
- 4.3.5 Demonstrate awareness of legal responsibilities (e.g., copyright laws, harassment, equity)
- 4.3.6 Identify strategies for responding to the unethical actions of individuals and organizations

Key Indicators:

Pages following the overview list each competency with its key indicators. Key indicators describe significant elements of competency performance.

## Integrated Technical & Academic Competencies – ITAC

Core ITAC Competencies	Academic Models					
	Percent of Model Relating to Core ITAC					
	The Arts	Math	Social Studies	Language Arts	Foreign Language	Science
<b>Strand 3 – Applying Technology</b>						
3.1 Demonstrate technological literacy	5%	1%	1%	0%	0%	8%
3.2 Access/transmit information using electronic communication systems	+1%	0%	0%	2%	11%	2%
3.3 Demonstrate computer literacy	4%	2%	0%	4%	3%	4%
3.4 Use database software in work-related situations	0%	0%	0%	+1%	0%	3%
3.5 Use spreadsheet software in work-related situations	0%	-1%	0%	0%	0%	2%
3.6 Use word-processing software in work-related situations	-1%	0%	0%	2%	2%	2%
<b>Strand 4 – Working Responsibly</b>						
4.1 Demonstrate leadership	0%	0%	2%	1%	0%	4%
4.2 Contribute to teamwork	20%	0%	5%	23%	4%	5%
4.3 Choose ethical courses of action in all work assignments and personal interactions	0%	0%	-1%	1%	0%	4%
4.4 Demonstrate the work ethic	-1%	0%	1%	11%	1%	4%
4.5 Comply with the confidentiality requirements of workplace policies and procedures	0%	0%	0%	+1%	0%	1%
4.6 Apply appropriate strategies for dealing with the differences associated with diversity (e.g., racial, ethnic, gender, educational, personality, social, and age)	20%	0%	8%	20%	8%	4%
<b>Strand 5 – Planning and Managing a Career</b>						
5.1 Identify how personal interests, abilities, and skills relate to choosing a career	8%	0%	1%	11%	2%	1%
5.2 Investigate career options	6%	0%	0%	+1%	3%	1%
5.3 Chart career using career-planning skills	2%	0%	0%	+1%	2%	1%
5.4 Demonstrate skills needed to enter or reenter the workforce	4%	0%	-1%	1%	5%	+1%
5.5 Demonstrate job-keeping skills	0%	0%	0%	8%	+1%	0%
5.6 Upgrade career skills	0%	0%	0%	0%	0%	0%
5.7 Explore opportunities to create businesses	2%	0%	5%	0%	1%	0%

### Connections to Academic Models

– the percentage of objectives from Ohio's Competency-Based Education Models, grades PreK–12, that relate to and/or reinforce the competencies in the given strand. Each academic area is represented by an icon.



The Arts



Mathematics



Social Studies



Language Arts

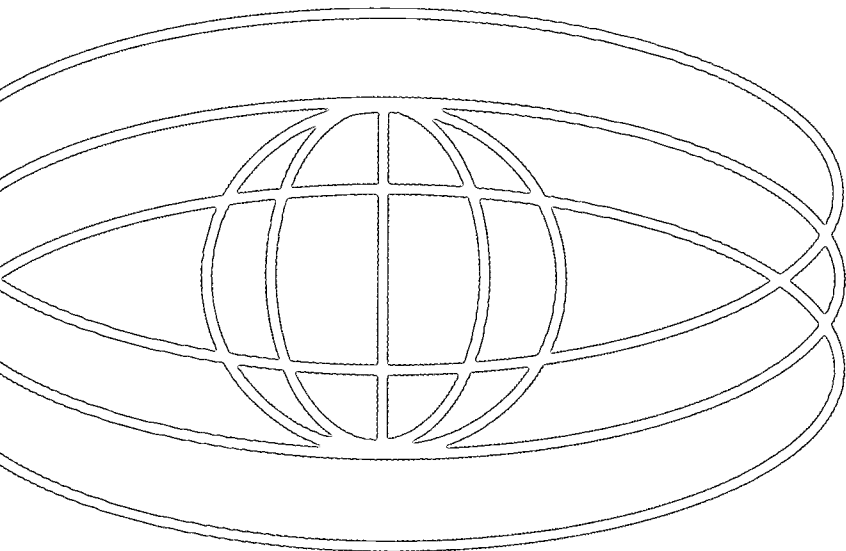


Foreign Language



Science


BEST COPY AVAILABLE



# Solving Problems and Thinking Skillfully - Strand

1

.....  
Core ITAC





### Expectation

All individuals, regardless of career choice, must be able to think for themselves; initiate action on their own; and direct, modify, and assess their own work. Employers seek lifelong learners who can locate and use information. The following competencies specify the knowledge, skills, and attitudes needed to develop the capacity to assess problems and situations, anticipate what might happen next, and continuously search for creative solutions.

### Competencies

- |     |  |      |   |
|-----|--|------|---|
| 1.1 | Solve problems and make decisions in work-related situations | 1.8  | Utilize scheduling techniques to ensure that jobs are completed by the stated due date                        |
| 1.2 | Read for information and understanding                       | 1.9  | Demonstrate knowledge of the economy and how it functions as a whole  |
| 1.3 | Use observation skills to analyze work-related situations    | 1.10 | Demonstrate knowledge of the economy as a framework within which decisions are made by individuals and groups |
| 1.4 | Apply mathematical processes                                 |      |   |
| 1.5 | Apply measurement and spatial skills                         |      |   |
| 1.6 | Apply statistical analysis skills                            |      |   |
| 1.7 | Analyze critical data to guide work activities               |      |   |

### Scenario

You are among a team of architects hired to plan the revitalization of a deteriorating historic area in your community. In spite of a rich ethnic history and residents who are committed to seeing the area thrive, the neighborhood is plagued by inadequate housing, abandoned buildings, lack of transportation, crime, and declining businesses. The City Planning Commission is prepared to provide resources to encourage economic development, recreation areas, and better housing. Create a design for the neighborhood and present your plans to the commission for their approval.

#### Guiding Questions

- What alternative uses should be considered for the land to best meet the needs of the community and its citizens?
- What historic and current economic, social, and environmental factors should be considered in the creation of the plan?
- What data regarding the needs and concerns of citizens and businesses in the community would inform the design of the neighborhood? How should this data be collected, analyzed, and presented?

BEST COPY AVAILABLE





1.1

## Solve problems and make decisions in work-related situations

- 1.1.1
- 1.1.2
- 1.1.3
- 1.1.4
- 1.1.5
- 1.1.6
- 1.1.7
- 1.1.8
- 1.1.9
- 1.1.10
- 1.1.11
- 1.1.12

Key Indicators:

- Identify factors that influence problem solving and decision making
- Analyze the source of the problem or the situation requiring a decision
- Generate possible alternatives
- Analyze possible alternatives
- Match problem-solving and decision-making processes to the situation
- Use creative thinking processes to support solving problems and making decisions
- Justify solution or decision with evidence to support or refute alternatives
- Formulate action plans
- Implement action plans
- Evaluate action taken
- Monitor action plans
- Adjust action plans as needed

1.2

## Read for information and understanding

- 1.2.1
- 1.2.2
- 1.2.3
- 1.2.4
- 1.2.5

Key Indicators:

- Locate needed information in written materials using formatting cues, skimming, and scanning
- Interpret written information, including manuals, graphs, and schedules
- Unlock the meaning of unknown or technical vocabulary using standard strategies (e.g., context clues, prefixes, suffixes)
- Locate key points, main ideas, relevant details, facts, and specifications in written materials
- Judge the accuracy, appropriateness, style, and plausibility of information, proposals, or theories in materials read

1.3

## Use observation skills to analyze work-related situations

- 1.3.1
- 1.3.2
- 1.3.3
- 1.3.4
- 1.3.5
- 1.3.6

Key Indicators:

- Collect data through sensory perceptions—seeing, hearing, tasting, touching, and smelling
- Identify predictable patterns and relationships in given situations
- Monitor situations for deviations
- Identify patterns and relationships that create doubt, uncertainty, difficulty, or disappointment
- Devise appropriate responses to given situations
- Apply past observations to present work-related situations

BEST COPY AVAILABLE



1.4

### Apply mathematical processes

1.4.1

Solve mathematical problems involving whole numbers and integers

1.4.2

Solve mathematical problems involving fractions, mixed numbers, decimals, percentages, ratios, and proportions

1.4.3

Apply systematic counting techniques and algorithmic thinking to represent, analyze, and solve problems

1.4.4

Use estimates to determine reasonableness of proposed problem solutions

1.4.5

Use appropriate technology in the solution of math-related problems

1.4.6

Describe problem situations using numerical, symbolic, and graphical representations

1.4.7

Apply combinations of algebraic techniques

1.4.8

Represent problem situations with geometric models (including applying the properties of figures)

1.4.9

Express mathematical ideas orally and in writing

Key Indicators:

1.5

### Apply measurement and spatial skills

1.5.1

Demonstrate knowledge of units of measurement

1.5.2

Select measurement techniques appropriate for given situation

1.5.3

Match measurement tools to measurement requirements

1.5.4

Determine degree of accuracy required for given situation

1.5.5

Analyze implications of the degree of accuracy of various measurements

Key Indicators:

1.6

### Apply statistical analysis skills

1.6.1

Estimate probability using standard techniques and formulas

1.6.2

Analyze software options available for statistical analysis

1.6.3

Select software option most appropriate for given situation

1.6.4

Analyze statistical data using selected software

1.6.5

Make inferences or predictions based on data analysis

1.6.6

Represent statistical data using tables, charts, and graphs

Key Indicators:

BEST COPY AVAILABLE



1.7

**Analyze critical data to guide work activities**

1.7.1

Identify critical data needed

1.7.2

Key Indicators:

Determine the level of detail necessary for various situations according to prescribed procedures (including task analysis; procedural analysis; financial activities; personnel matters; customer contacts; noncompliance and violations; and/or deviations from normal operation of processes, equipment and instrumentation)

1.7.3

Ensure that documentation is complete and error-free and provides valid and reliable evidence

1.7.4

Ensure that documentation is in compliance with established procedures

1.7.5

Analyze documentation to determine appropriate actions for specific situations

1.8

**Utilize scheduling techniques to ensure that jobs are completed by the stated due date**

1.8.1

Develop schedules for equipment maintenance

1.8.2

Key Indicators:

Develop schedules for materials production, handling, and distribution

1.8.3

Develop meeting schedules

1.8.4

Distribute schedules to all concerned personnel

1.8.5

Implement schedules as planned

1.8.6

Make changes in schedules as appropriate

1.9

**Demonstrate knowledge of the economy and how it functions as a whole**

1.9.1

Analyze how individuals and societies make choices to satisfy wants with limited resources

1.9.2

Key Indicators:

Analyze how factors of production (including land, labor, capital, and entrepreneurship) are used to produce goods and services

1.9.3

Analyze how individuals and households exchange their resources for income in order to buy goods and services

1.9.4

Analyze how individuals and business firms use resources to produce goods and services to generate revenue

1.9.5

Identify the characteristics of command, market, and traditional economies

1.9.6

Analyze how all levels of government assess taxes in order to provide services

BEST COPY AVAILABLE



1.10

**Demonstrate knowledge of the economy as a framework within which decisions are made by individuals and groups**

1.10.1

Determine opportunity costs and trade-offs

1.10.2

Identify key individuals and groups that make economic decisions at the local, state, national, and international levels

1.10.3

Identify the important roles that local, state, national, and international governments play in a global economy

1.10.4

Characterize how government decisions affect individuals

1.10.5

Identify how geographic factors affect the political and economic systems of other countries

1.10.6

Analyze how national and international markets allocate goods and services

1.10.7

Analyze how resources, goods, and services are exchanged in national and international markets

1.10.8

Demonstrate knowledge of competition and how it affects national and international markets

1.10.9


Demonstrate knowledge of supply and demand and how it affects national and international markets

Key Indicators:

# Communicating Effectively - Strand

2

Core ITAC





## **Expectation**

**Effective communication is essential to workplaces, communities, and families. Employees with positive communication skills contribute to organizational productivity, enhance interpersonal relationships with coworkers and clients, and create opportunities for promotion and advancement.**

## **Competencies**

2.1	Apply basic communication skills	2.7	Apply graphic communication skills
2.2	Apply oral communication skills	2.8	Apply artistic communication skills
2.3	Apply written communication skills	2.9	Convey information through multimedia presentations
2.4	Apply technical writing skills	2.10	Create graphs and charts
2.5	Apply listening skills	2.11	Build interpersonal relationships
2.6	Apply demonstration/presentation skills		

## **Scenario**

The Chamber of Commerce in your city would like to develop materials to attract new businesses to the community. Your public relations firm has been hired to create promotional materials that highlight your community's resources, rich ethnic history, and workforce. Create these materials and present them to a variety of community members, including business and industry representatives, private citizens, and civic leaders.

### *Guiding Questions*

- What communication tools should be used to convey this information to the target audiences?
- How will you use creative or artistic expression to communicate the information to the target audience?
- What historic and current events have contributed to the city's resources, ethnic diversity, and workforce?
- How will you work with community groups and representatives to build support for your promotional materials?

**BEST COPY AVAILABLE**





2.1

## Apply basic communication skills

2.1.1

Guide communication activities using established rules for grammar, word usage, spelling, and sentence construction

2.1.2

Select communication style appropriate to audience and situation

2.1.3

Key Indicators:

Present messages in a form that assists recipient's understanding (e.g., speak and write clearly and concisely, write legibly)

2.1.4

Locate needed information using communications reference tools (e.g., dictionary, thesaurus, style manual, word division guide)

2.1.5

Interpret oral, written, and nonverbal messages

2.1.6

Follow written and oral instructions

2.1.7

Clarify messages received (e.g., through paraphrasing, questioning)

2.1.8

Communicate basic messages in a language other than English

2.2

## Apply oral communication skills

2.2.1

Apply basic communication skills in communicating orally

2.2.2

Use nonverbal techniques to reinforce the intended verbal message

2.2.3

Key Indicators:

Support oral communication with creative attention-getters, analogies, examples, verbal illustrations, etc.

2.2.4

Supplement oral communication with other forms of communication (including graphic, written, artistic)

2.2.5

Demonstrate sensitivity to cultural diversity (e.g., accepted variations in distances between speakers, use of eye contact, meaning of gestures; bias-free language)

2.2.6

Adjust delivery according to perceived reception

2.3

## Apply written communication skills

2.3.1

Apply basic communication skills in communicating in written form

2.3.2

Organize information into the appropriate format in accordance with standard practices (including prewriting, drafting, proofreading, editing/revising, preparing final copy/publishing)

2.3.3

Key Indicators:

Incorporate creative and original elements (e.g., unique writing style, content, layout) in the written product

2.3.4

Supplement written communication with other forms of communication (including graphic, oral, artistic)

2.3.5

Demonstrate sensitivity to cultural diversity

2.3.6

Use technology (e.g., spelling checkers) to enhance accuracy

BEST COPY AVAILABLE



2.4

### **Apply technical writing skills**

Key Indicators:

- Apply basic communication skills
- Consider topic in relation to the audience and purpose
- Determine when graphics, charts, and sketches are needed to support and clarify text
- Present information in a clear and concise manner

2.4.1  
2.4.2  
2.4.3  
2.4.4

2.5

### **Apply listening skills**

Key Indicators:

- Identify major points of the message (including key information, directions, specific details)
- Determine real needs or goals by attending to both verbal and nonverbal messages
- Differentiate between facts, opinions, and feelings
- Document message using standard note-taking techniques
- Overcome communication barriers
- Clarify communication by rephrasing statements, asking questions, showing empathy, and interpreting both verbal and nonverbal information

2.5.1  
2.5.2  
2.5.3  
2.5.4  
2.5.5  
2.5.6

2.6

### **Apply demonstration/presentation skills**

Key Indicators:

- Apply basic communication skills in presenting a demonstration/presentation
- Select valid and reliable reference(s)
- Organize content based on purpose and audience
- Determine desirable format
- Incorporate creative and original elements into the demonstration/presentation
- Organize the components necessary to conduct a demonstration/presentation (including resources, equipment, handouts, graphics, advance organizers)
- Incorporate media that support the purpose of the demonstration/presentation (including projection equipment, computer software)
- Present the results of an investigation
- Demonstrate the operation of equipment or facilities and/or given techniques and procedures
- Communicate possible problems, processes, and solutions
- Demonstrate knowledge of the topic(s) to be communicated
- Use self-expression appropriate to the situation (including grooming, adjustment of behavior, expression of feelings and ideas)
- Convey information to audience according to accepted business communication practices
- Adjust communication according to audience feedback

2.6.1  
2.6.2  
2.6.3  
2.6.4  
2.6.5  
2.6.6  
2.6.7  
2.6.8  
2.6.9  
2.6.10  
2.6.11  
2.6.12  
2.6.13  
2.6.14

BEST COPY AVAILABLE



2.7

### Apply graphic communication skills

2.7.1

Apply basic communication skills in communicating through graphics

2.7.2

Ensure that all information is accurate and complete

2.7.3

Specify graphics needed to support presentations

2.7.4

Communicate information using graphics in, print, poster, or transparency form

2.7.5

Communicate information using slides prepared with presentation software

2.7.6

Incorporate creative and original elements into graphics

2.7.7

Employ effective design techniques in development of graphics (including space, lines, shading, shaping, symbols)

2.7.8

Demonstrate sensitivity to cultural diversity

Key Indicators:

2.8

### Apply artistic communication skills

2.8.1

Apply basic communication skills in communicating artistically

2.8.2

Participate in a wide variety of experiences that expose self to an appreciation of the arts disciplines—dance, music, theater, and the visual arts

2.8.3

Analyze exemplary works through the relationship between artistic practices, products, and perspectives

2.8.4

Interpret historical and modern artifacts

2.8.5

Demonstrate artistic and creative techniques of production and performance

2.8.6

Create an original artifact or performance that demonstrates an understanding of history and culture

Key Indicators:

2.9

### Convey information through multimedia presentations

2.9.1

Organize content based on purpose and audience

2.9.2

Evaluate which set of procedures, tools, or equipment will produce the desired results

2.9.3

Produce a presentation, including designing, creating, importing data and graphics, editing, formatting, and sequencing

2.9.4

Operate multimedia equipment

2.9.5

Apply problem-solving techniques to resolve problems encountered in the process of designing and implementing multimedia presentations

Key Indicators:

BEST COPY AVAILABLE



2.10

### **Create graphs and charts**

2.10.1

Access sources of needed information

2.10.2

Select data for inclusion

2.10.3

Convert data into chosen graphical format

2.10.4

Ensure that the results are correctly represented (including font, scale, size)

2.10.5

Draw conclusions from information presented in graphs and charts

Key Indicators:

2.11

### **Build interpersonal relationships**

2.11.1

Demonstrate knowledge of the components of effective communication

2.11.2

Relate to people of different ages, abilities, genders, cultures, and behavior styles

2.11.3

Demonstrate caring, empathy, and appreciation for others

2.11.4

Communicate personal feelings, needs, and ideas constructively

2.11.5

Demonstrate effective listening skills

2.11.6

Manage conflict and stress


Key Indicators:

**BEST COPY AVAILABLE**

# Applying Technology - Strand

3

Core ITAC



BEST COPY AVAILABLE



### Expectation

Technology influences every work environment. To be effective in today's workplace, individuals must be able to use the tools of technology to improve productivity and efficiency. Employers seek individuals who have developed technological skills and who stay abreast of the continuously changing technological environment.

### Competencies

- |     |  |     |   |
|-----|--|-----|---|
| 3.1 | Demonstrate technological literacy                                 | 3.5 | Use spreadsheet software in work-related situations     |
| 3.2 | Access/transmit information using electronic communication systems | 3.6 | Use word-processing software in work-related situations |
| 3.3 | Demonstrate computer literacy                                      |     |   |
| 3.4 | Use database software in work-related situations                   |     |   |

### Scenario

You own a company that sells and maintains a wide variety of office equipment and computer systems. A small, family-owned business has asked you to develop a proposal for equipping its organization with the technology necessary to improve its productivity and customer service. Prepare a proposal with your recommendations, and present it to the owners of the business to persuade them to accept your proposal.

#### *Guiding Questions*

- How have technological innovations influenced workplace performance?
- What information do you need about this business to determine its technological needs?
- How will you obtain that information?
- What hardware, software, and online services does this business need?
- What communication tools will you need to persuade this business to accept your proposal?

BEST COPY AVAILABLE





3.1

## Demonstrate technological literacy

3.1.1

Demonstrate knowledge of the basic technology systems currently available (e.g., manufacturing technology, organizing and accessing information for technology)

3.1.2

Key Indicators:

Analyze the interplay of technology with social issues, gender issues, ethics, law, and government

3.1.3

Identify the uses of technology in industry, education, the political arena, and day-to-day consumer affairs

3.1.4

Analyze the benefits and costs of new developments in technology

3.1.5

Make decisions about the use of technology that improve performance in the workplace, in school, and in the home

3.2

## Access/transmit information using electronic communication systems

3.2.1

Determine which systems are most appropriate for given situations

3.2.2

Key Indicators:

Transmit messages electronically

3.2.3

Access information electronically (e.g., via information services, CD-ROMs, laser disks, videos, and the Internet)

3.2.4

Conduct searches electronically

3.2.5

Participate in electronic discussion groups

3.3

## Demonstrate computer literacy

3.3.1

Choose the hardware, software, and online services that will produce the desired results

3.3.2

Key Indicators:

Comply with ethical standards in the acquisition, organization, analysis, and communication of information

3.3.3

Keep informed of legal parameters regarding computers

3.3.4

Provide routine maintenance and repair of computer hardware and software

3.3.5

Write basic computer programs for given purposes

3.4

## Use database software in work-related situations

3.4.1

Demonstrate knowledge of the functions and features of database software

3.4.2

Key Indicators:

Identify the type of data needed

3.4.3

Determine the best database to aid in the collection, tabulation, synthesis, and evaluation of the particular data identified

3.4.4

Locate needed operations information using software documentation or help functions

3.4.5

Construct database for the specified purpose

3.4.6

Access needed information from the database

3.4.7

Select report design for presenting data



3.5

### Use spreadsheet software in work-related situations

3.5.1

Demonstrate knowledge of the functions and features of spreadsheet software

3.5.2

Identify the type of data needed

3.5.3

Determine the best spreadsheet to aid in the collection, tabulation, synthesis, and evaluation of the identified data

3.5.4

Locate needed operations information using software documentation or help functions

3.5.5

Construct spreadsheet for the specified purpose

3.5.6

Analyze data

3.5.7

Interpret results

Key Indicators:

3.6

### Use word-processing software in work-related situations

3.6.1

Demonstrate knowledge of the functions and features of word-processing software

3.6.2

Construct word-processed documents for the specified purpose

3.6.3

Locate needed operations information using software documentation or help functions

3.6.4

Integrate databases, spreadsheets, graphics, and desktop publishing files into word-processed documents

3.6.5

Edit documents using available software features and functions

Key Indicators:

BEST COPY AVAILABLE

# Working Responsibly - Strand

4

Core ITAC





### Expectation

Work organizations value employees who possess the ability to work with diverse groups of people and who are able to lead others toward the achievement of common goals. Individuals must demonstrate a positive work ethic—exhibiting honesty, initiative, and dependability. In addition, they should understand the importance of ethical conduct and the role of ethics in professional organizations and work environments.

### Competencies

- |     |  |     |   |
|-----|--|-----|---|
| 4.1 | Demonstrate leadership   | 4.5 | Comply with the confidentiality requirements of workplace policies and procedures   |
| 4.2 | Contribute to teamwork   |     |   |
| 4.3 | Choose ethical courses of action in all work assignments and personal interactions | 4.6 | Apply appropriate strategies for dealing with the differences associated with diversity (e.g., racial, ethnic, gender, educational, personality, social, and age) |
| 4.4 | Demonstrate the work ethic   |     |   |

### Scenario

You are the director of human resources for a chain of retail stores. Lately there have been several incidents in which employees have treated customers rudely or unfairly because of the customers’ racial or ethnic background. You have been asked to provide training for employees that will encourage an appreciation of diversity, positive relations with customers, and an understanding of the legal and economic implications of inappropriate behavior. Present the training plan to your company’s management team for their approval.

#### Guiding Questions

- What are the benefits of multicultural diversity? What can business organizations do to support an appreciation of diversity?
- What are the contributions of various ethnic groups to businesses, communities, and society?
- What are the legal, social, and economic consequences of prejudicial or discriminatory actions for individuals, businesses, and communities?
- What laws prohibit discriminatory actions? In what context were these laws enacted?



4.1

## Demonstrate leadership

- 4.1.1
- 4.1.2
- 4.1.3
- 4.1.4
- 4.1.5
- 4.1.6

Key Indicators:

- Identify a variety of leadership strategies
- Demonstrate leadership qualities
- Distinguish between the uses of leadership and management
- Analyze the factors influencing choice of leadership strategy in a given situation
- Match leadership strategies to the given group situation
- Collaborate with others to accomplish goals

4.2

## Contribute to teamwork

- 4.2.1
- 4.2.2
- 4.2.3
- 4.2.4
- 4.2.5

Key Indicators:

- Demonstrate sensitivity to cultural, gender, and generational differences (in communication, interpersonal skills, and learning preferences)
- Demonstrate concern for each team member and for team goals (e.g., provide encouragement, maintain a can-do attitude and common focus)
- Complete aspects of assigned tasks according to team-established procedures and within specific timelines
- Employ group process techniques to solve problems, make decisions, build consensus, resolve or manage conflicts, construct compromises, support self-expression, and bring forth new ideas and opinions
- Evaluate the team's efforts

4.3

## Choose ethical courses of action in all work assignments and personal interactions

- 4.3.1
- 4.3.2
- 4.3.3
- 4.3.4
- 4.3.5
- 4.3.6
- 4.3.7

Key Indicators:

- Establish a personal code of ethics
- Ensure that personal code of ethics is consistent with the professional code of ethics of the chosen profession
- Identify strategies that strengthen desirable character traits (including honesty, integrity, compassion, empathy, justice)
- Identify consequences of unethical conduct
- Recognize conflict between personal/professional ethics and the ethics of others
- Demonstrate awareness of legal responsibilities (e.g., copyright laws, harassment, equity)
- Identify strategies for responding to the unethical actions of individuals and organizations

BEST COPY AVAILABLE



4.4

### Demonstrate the work ethic

4.4.1

Exhibit desirable personal and professional attitudes and behaviors (including positive view of self and work, awareness of impact on others, responsibility, pride)

4.4.2

Exhibit desirable personal and professional work habits and behaviors (including punctuality, regular attendance, quality performance, meeting or exceeding of job expectations, self-motivation, honesty)

4.4.3

Determine own role within the company's mission

4.4.4

Participate in required and voluntary professional development to benefit employer and self

4.4.5

Improve performance for the benefit of employer and self

4.4.6

Display a sense of personal responsibility for the welfare of the company and colleagues (including health, safety, environmental concerns)

4.4.7

Distinguish between work ethics of various organizations, work groups, and cultures

Key Indicators:

4.5

### Comply with the confidentiality requirements of workplace policies and procedures

4.5.1

Identify types of confidential information (including mail and information about personnel, customers, company)

4.5.2

Maintain records on the distribution of information using established format and procedures

4.5.3

Provide information only to authorized personnel, whether transmitted physically or via technology

4.5.4

Inspect returned materials for completeness

4.5.5

Identify the consequences of a breach of confidentiality

Key Indicators:

4.6

### Apply appropriate strategies for dealing with the differences associated with diversity (e.g., racial, ethnic, gender, educational, social and age)

4.6.1

Recognize the differences associated with diversity and the implications of those differences

4.6.2

Demonstrate effective interpersonal skills in working with others of different backgrounds

4.6.3

Express feelings, actions, and ideas respectfully

4.6.4

Identify appropriate strategies and solutions for dealing with cultural conflicts and differences

4.6.5

Demonstrate respect for diverse international business practices and etiquette

Key Indicators:


BEST COPY AVAILABLE



# Planning and Managing a Career - Strand

5

.....  
Core ITAC





## Expectation

Since work is a significant part of life, individuals need to be actively engaged in seeking a career that matches their interests, abilities, aptitudes, and skills. Career planning enhances the possibility that one’s career path will lead to success and satisfaction in work. Employers seek individuals who know what they want from work and can effectively present their qualifications and skills through the job search process, including job applications and interviews. Throughout one’s career, it is also important to seek continuous professional development opportunities.

## Competencies

- |     |  |     |   |
|-----|--|-----|---|
| 5.1 | Identify how personal interests, abilities, and skills relate to choosing a career | 5.4 | Demonstrate skills needed to enter or reenter the workforce |
| 5.2 | Investigate career options   | 5.5 | Demonstrate job-keeping skills                              |
| 5.3 | Chart career using career-planning skills  | 5.6 | Upgrade career skills                                       |
|     |  | 5.7 | Explore opportunities to create a business                  |

## Scenario

You have just been granted an interview for a position in the career area of your choice. Assuming you have completed all education and training necessary for this career, prepare to discuss why you selected the career, your long-range career goals, the skills you will bring to the workplace, and your long-term plan for professional development. Following the interview, obtain feedback about your ability to portray your interest and qualifications.

### *Guiding Questions*

- What should you consider when planning a career?
- What are the implications of selecting a nontraditional career?
- What skills are needed to be successful in this career? How can you obtain those skills?
- Where can you obtain information about various careers and career opportunities?
- What communication skills will you use to convey your interest in and qualifications for this career?



5.1

## Identify how personal interests, abilities, and skills relate to choosing a career

5.1.1

Determine own interests and aptitudes

5.1.2

Relate personal interests to academic and occupational skills

5.1.3

Identify impact of abilities and skills on career development

5.1.4

Identify how self-knowledge relates to making career choices

Key Indicators:

5.2

## Investigate career options

5.2.1

Identify career options, including self-employment and nontraditional careers

5.2.2

Identify the range of available career information sources

5.2.3

Research knowledge, abilities, and skills needed in each occupation using a variety of resources (e.g., handbooks, career materials, labor market information, computerized career-information delivery systems, and role models/mentors)

5.2.4

Select careers that best match interests and aptitudes

5.2.5

Analyze the impact of factors such as population, climate, employment trends, and geographic location on occupational choice

5.2.6

Assess differences in the wages, benefits, annual incomes, cost of living, and job opportunities associated with selected career options

5.2.7

Identify potential conflicts between interest/aptitudes and career choices

5.2.8

Identify how career choices influence family, personal life, and lifestyle

5.2.9

Assess labor market information pertaining to career options

5.2.10

Explore future trends and occupations in the world of work

Key Indicators:

5.3

## Chart career using career-planning skills

5.3.1

Demonstrate use of career information

5.3.2

Identify elements of career planning

5.3.3

Summarize the educational requirements of various occupations

5.3.4

Identify skills that apply to a variety of occupations

5.3.5

Identify challenges that may interfere with individual career plan (e.g., gender issues, misinformation, expectations of others, and conditions of labor market)

5.3.6

Identify short-term and long-term goals for achieving career plan

5.3.7

Develop a career plan

5.3.8

Showcase interests, aptitudes, and skills utilizing a portfolio

5.3.9

Annually review/revise the individual career plan

Key Indicators:

BEST COPY AVAILABLE



5.4

## Demonstrate skills needed to enter or reenter the workforce

5.4.1

Apply knowledge of personal abilities, interests, and skills to the seeking of employment regionally, nationally, and globally

5.4.2

Develop job-getting tools (including résumés, letters of application, portfolios)

5.4.3

Demonstrate job-getting skills (including locating acceptable jobs, interviewing, completing a job application, and interpreting an employee contract)

5.4.4

Demonstrate skill in a second language if required for the position

5.4.5

Maintain a portfolio demonstrating job competence and containing job-getting tools

Key Indicators:

5.5

## Demonstrate job-keeping skills

5.5.1

Demonstrate strong communication skills orally, in writing, or via computer

5.5.2

Apply basic arithmetic and mathematics skills to job tasks

5.5.3

Apply thinking skills to job tasks (including creative thinking, decision making, reasoning, problem solving, interpretation of information)

5.5.4

Apply interpersonal skills in relating to others on the job

5.5.5

Identify an awareness of employer expectations for the job

5.5.6

Carryout job tasks in accordance with employer expectations

5.5.7

Display positive work ethic

Key Indicators:

5.6

## Upgrade career skills

5.6.1

Identify personal and workplace changes that require upgrading of own skills

5.6.2

Modify own career goals based on personal and workplace changes

5.6.3

Analyze various education/training options for securing needed upgrading

5.6.4

Identify professional development opportunities

5.6.5

Participate in professional development activities

5.6.6

Recognize need for lifelong upgrading of career skills

Key Indicators:

BEST COPY AVAILABLE



5.7

## Explore opportunities to create businesses

5.7.1

Identify an unmet need or opportunity for provision of a good or service

5.7.2

Identify potential target markets nationally and/or internationally

5.7.3

Identify factors that contribute to the success or failure of a business

5.7.4

Evaluate the costs and benefits of future opportunities (e.g., renovations, improvements, expansions, addition of new products or services, international trade opportunities)


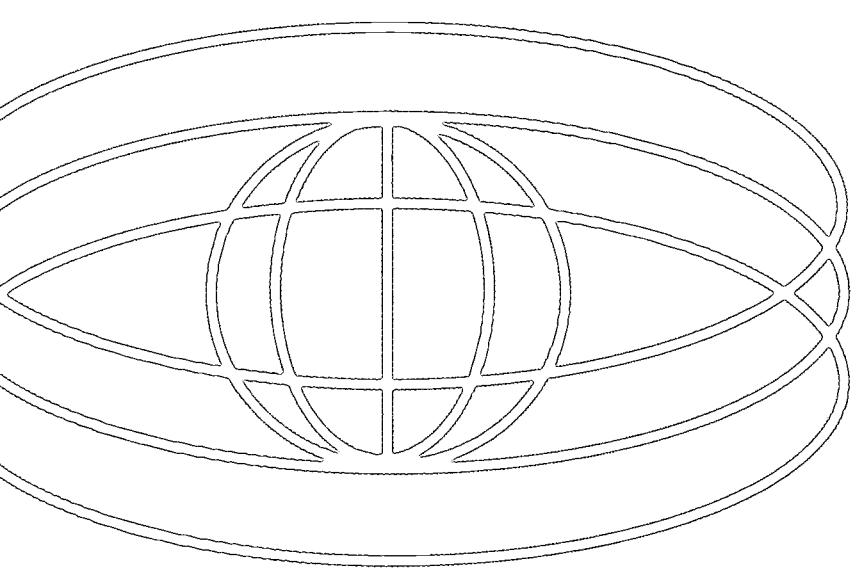

5.7.5

Evaluate entrepreneurship and intrapreneurship opportunities

5.7.6

Identify components of a business plan, considering various factors for identified opportunities and marketing strategies (including population, climate, location, supply and demand, competition)


Key Indicators:



# Managing Resources - Strand

6

Core ITAC





## Expectation

In high-performance workplaces, all individuals must effectively manage a variety of resources—personal, financial, and environmental. Individuals' ability to maintain good health, contribute to a safe work environment, and manage time not only enhances personal well-being, but fosters the success of the organization or business as well.

## Competencies

- |     |   |      |  |
|-----|---|------|--|
| 6.1 | Apply self-management processes in the workplace  | 6.7  | Manage work and family responsibilities for the well-being of self and others    |
| 6.2 | Use reference materials to obtain information appropriate to a given problem, topic, or situation                               | 6.8  | Determine resources needed to produce a given product or provide a given service |
| 6.3 | Maintain/promote wellness   | 6.9  | Ensure the quality of products and services                                      |
| 6.4 | Determine the impact of government regulations and business/industry procedures on the performance of particular work functions | 6.10 | Utilize an inventory control system to track supplies, materials, and equipment  |
| 6.5 | Implement safety procedures and programs  | 6.11 | Make informed financial decisions  |
| 6.6 | Support the provision of first aid in accordance with company policy and procedures   |      |  |

## Scenario

Your city has just experienced an outbreak of E.coli bacteria, which made a large percentage of the population ill. As a member of the city health department staff, your job is to analyze the potential causes of the outbreak and to educate the citizens and businesses in the community so as to prevent future outbreaks. Develop and present several communication tools, such as a 60-second television advertisement and a brochure, that convey your recommendations to prevent further contamination and illness.

### Guiding Questions

- What food-handling and production practices contribute to E.coli contamination?
- What are the consequences of unsafe practices for individuals, businesses, and the community as a whole?
- What government regulations and business/industry policies impact the quality and safety of the foods we eat?
- How can individuals and families maintain good health and prevent E.coli contamination?





6.1

**Apply self-management processes in the workplace**

- 6.1.1
- 6.1.2
- 6.1.3
- 6.1.4
- 6.1.5
- 6.1.6
- 6.1.7

Key Indicators:

- Develop a system for organizing work
- Apply time-management skills
- Apply anger-management skills
- Apply stress-management skills
- Arrange work environment based on the principles of ergonomics
- Maintain a work area conducive to productivity (e.g., neat, orderly)
- Manage resources to support achievement of goals

6.2

**Use reference materials to obtain information appropriate to a given problem, topic, or situation**

- 6.2.1
- 6.2.2
- 6.2.3
- 6.2.4
- 6.2.5

Key Indicators:

- Obtain needed technological and informational reference materials
- Collect information from selected references
- Evaluate the validity and reliability of the information obtained
- Organize information for use in problem solving, decision making, or communications
- Apply information to workplace situations

6.3

**Maintain/promote wellness**

- 6.3.1
- 6.3.2
- 6.3.3
- 6.3.4
- 6.3.5

Key Indicators:

- Recognize positive and negative influences on wellness (including social activities, sports, hobbies, environment, health, emotions, economics)
- Participate in the arts disciplines and/or extracurricular activities (including dance, music, theater, visual arts, sports) that promote wellness and balance within an individual
- Follow wellness principles that result in significant, measurable improvements in own overall health condition and the health condition of peer(s)
- Monitor health and health parameters
- Act on environmental issues that influence wellness

BEST COPY AVAILABLE



6.4

### **Determine the impact of government regulations and business/industry procedures on the performance of particular job functions**

6.4.1

Identify the purpose of government regulations and their impact on the management of resources

6.4.2

Differentiate among federal, state, and local regulations and local business and industry procedures

6.4.3

Identify the various agencies involved in government oversight

6.4.4

Identify which regulations or guidelines take priority in a given situation

6.4.5

Locate information about the required process(es) for implementing regulations

6.4.6

Comply with regulations in the handling of materials, services, resources, and/or work activities (including inspection or self-monitoring)

Key Indicators:

6.5

### **Implement safety procedures and programs**

6.5.1

Identify safety requirements

6.5.2

Demonstrate knowledge of safety rules and guidelines

6.5.3

Interpret safety signs and symbols

6.5.4

Demonstrate desirable safety attitudes and habits

6.5.5

Use safety equipment in accordance with established procedures

6.5.6

Document results of safety procedures and programs

Key Indicators:

6.6

### **Support the provision of first aid in accordance with company policy and procedures**

6.6.1

Identify supplies and equipment needed in emergency situations

6.6.2

Locate supplies and equipment needed in emergency situations

6.6.3

Follow established procedures for the administration of first aid until official help arrives

6.6.4

Analyze the impact of stress throughout an emergency situation

6.6.5

Practice universal precautions during first aid procedures (including those related to blood-borne pathogens, confined spaces, emergency egress, fire safety, hearing conservation)

Key Indicators:

6.7

### **Manage work and family responsibilities for the well-being of self and others**

6.7.1

Explore the meaning of work and the meaning of family

6.7.2

Analyze how work life is affected by families and how families are affected by work life

6.7.3

Implement strategies for balancing work and family roles

Key Indicators:



6.8 **Determine resources needed to produce a given product or provide a service**

- 6.8.1 Identify the different types of resources involved in the production of a product or provision of a service (e.g., financial, human, material, equipment)
- 6.8.2 Create a management plan for the allocation of financial resources to meet financial goals
- 6.8.3 Plan for the appropriate allocation and use of materials and equipment
- 6.8.4 Plan for the allocation and use of human resources
- 6.8.5 Plan for the allocation and use of information and technology needed to make and support decisions
- 6.8.6 Plan for the allocation and use of natural resources
- 6.8.7 Plan for the allocation and use of space so as to make the best use of facilities for goal achievement

Key Indicators:

6.9 **Ensure the quality of products and services**

- 6.9.1 Identify the importance of individual and organizational productivity in the workplace and how it affects the profitability of the business
- 6.9.2 Determine the quality- and quantity-control standards and procedures required to produce a specific product or provide a specific service
- 6.9.3 Inspect the production of the product or provision of the service to assure quality levels
- 6.9.4 Monitor production of products and provision of services
- 6.9.5 Select equipment and raw materials that will support quality in the process of producing a product or providing a service
- 6.9.6 Interpret quantitative and qualitative records to identify problems and provide a basis for making decisions about the production of products and provision of services
- 6.9.7 Provide appropriate documentation regarding the quality of products and services
- 6.9.8 Identify corrective actions needed to improve the quality of products and services
- 6.9.9 Create new methods for improving the quality of products and services

Key Indicators:

6.10 **Utilize an inventory control system to track supplies, materials, and equipment**

- 6.10.1 Determine the factors, including regulations, that influence the type of control system used
- 6.10.2 Develop an inventory system
- 6.10.3 Maintain the inventory system
- 6.10.4 Report the inventory results

Key Indicators:

BEST COPY AVAILABLE



6.11

### **Make informed financial decisions**

6.11.1

Identify the need for personal financial management records

6.11.2

Create a budget

6.11.3

Evaluate the effectiveness of the budget

6.11.4

Demonstrate knowledge of how credit affects personal/family finances

6.11.5

Identify the steps to follow to avoid credit problems

6.11.6

Make informed consumer choices in response to personal needs and wants

6.11.7

Identify the factors that influence consumer decisions (e.g., advertisements, peer groups, price, location)

6.11.8

Recognize the value of company benefits and the importance of retirement planning

6.11.9

Identify the costs and benefits for individuals of various types of taxation at the local, state, and federal levels

Key Indicators:

BEST COPY AVAILABLE

.....

# Academic Connections in Core ITAC

Academic Connections answer the question, “What knowledge and skills from the Ohio Competency-Based Education (CBE) Models are essential to the achievement of the Core competencies?” The academic content represented in the ITAC includes the subject areas from six models:



The Arts



Mathematics



Social Studies



Language Arts



Foreign Language









Science







These connections were identified by relating the content of the competencies in the Core ITAC strands to essential content from the objectives in the Ohio CBE Models. ITAC key indicators for each competency were used to clarify the nature and specificity of the connection. Subject-matter experts in each academic area verified the connections.

The following chart is a summary of the percentages of connections for each model. For specific connections between the core competencies and objectives in each model, visit the following website: <[www.cete.org/products](http://www.cete.org/products)>. This summary does not represent all possible opportunities for interdisciplinary curriculum development. Many other connections could be made during the instructional process through authentic projects or workplace situations that involve related content.







# Academic Connections in Core ITAC

The chart below illustrates the relationship between the Core ITAC and the objectives in Ohio's Competency-Based Education (CBE) Models. Each column represents the percent of the total number of CBE objectives, PreK–12 grade, that are related to each core competency.

Core ITAC Competencies	Academic Models					
	Percent of Model Relating to Core ITAC					
	 The Arts	 Math	 Social Studies	 Language Arts	 Foreign Language	 Science
<b>Strand 1 — Solving Problems and Thinking Skillfully</b>						
1.1 Solve problems and make decisions in work-related situations	52%	16%	4%	24%	0%	54%
1.2 Read for information and understanding	5%	1%	19%	33%	5%	32%
1.3 Use observation skills to analyze work-related situations	27%	5%	1%	42%	2%	39%
1.4 Apply mathematical processes	0%	62%	1%	<1%	4%	24%
1.5 Apply measurement and spatial skills	0%	22%	1%	0%	4%	28%
1.6 Apply statistical analysis skills	<1%	9%	<1%	1%	0%	12%
1.7 Analyze critical data to guide work activities	5%	0%	1%	1%	0%	27%
1.8 Utilize scheduling techniques to ensure that jobs are completed by the stated due date	<1%	0%	0%	3%	0%	1%
1.9 Demonstrate knowledge of the economy and how it functions as a whole	6%	0%	6%	1%	2%	0%
1.10 Demonstrate knowledge of the economy as a framework within which decisions are made by individuals and groups	3%	2%	6%	1%	4%	0%
<b>Strand 2 — Communicating Effectively</b>						
2.1 Apply basic communication skills	79%	3%	1%	67%	50%	20%
2.2 Apply oral communication skills	14%	5%	0%	18%	37%	10%
2.3 Apply written communication skills	5%	2%	0%	29%	13%	9%
2.4 Apply technical writing skills	2%	0%	0%	1%	0%	5%
2.5 Apply listening skills	4%	0%	1%	21%	8%	9%
2.6 Apply demonstration/presentation skills	20%	<1%	0%	6%	7%	4%
2.7 Apply graphic communication skills	12%	9%	2%	4%	5%	5%
2.8 Apply artistic communication skills	96%	<1%	1%	27%	8%	3%
2.9 Convey information through multimedia presentation	13%	0%	0%	2%	1%	4%
2.10 Create graphs and charts	3%	10%	2%	4%	5%	6%
2.11 Build interpersonal relationships	4%	0%	4%	5%	11%	7%

Core ITAC	Academic Models					
Competencies	Percent of Model Relating to Core ITAC					
	 The Arts	 Math	 Social Studies	 Language Arts	 Foreign Language	 Science
<b>Strand 3 — Applying Technology</b>						
3.1 Demonstrate technological literacy	5%	1%	1%	0%	0%	8%
3.2 Access/transmit information using electronic communication systems	<1%	0%	0%	2%	11%	2%
3.3 Demonstrate computer literacy	4%	2%	0%	4%	3%	4%
3.4 Use database software in work-related situations	0%	0%	0%	<1%	0%	3%
3.5 Use spreadsheet software in work-related situations	0%	<1%	0%	0%	0%	2%
3.6 Use word-processing software in work-related situations	<1%	0%	0%	2%	2%	2%
<b>Strand 4 — Working Responsibly</b>						
4.1 Demonstrate leadership	0%	0%	2%	1%	0%	4%
4.2 Contribute to teamwork	20%	0%	5%	23%	4%	5%
4.3 Choose ethical courses of action in all work assignments and personal interactions	0%	0%	<1%	1%	0%	4%
4.4 Demonstrate the work ethic	<1%	0%	1%	13%	3%	4%
4.5 Comply with the confidentiality requirements of workplace policies and procedures	0%	0%	0%	<1%	0%	1%
4.6 Apply appropriate strategies for dealing with the differences associated with diversity (e.g., racial, ethnic, gender, educational, personality, social, and age)	20%	0%	8%	20%	8%	4%
<b>Strand 5 — Planning and Managing a Career</b>						
5.1 Identify how personal interests, abilities, and skills relate to choosing a career	8%	0%	1%	11%	2%	1%
5.2 Investigate career options	6%	0%	0%	<1%	3%	1%
5.3 Chart career using career-planning skills	2%	0%	0%	<1%	2%	1%
5.4 Demonstrate skills needed to enter or reenter the workforce	4%	0%	<1%	1%	5%	<1%
5.5 Demonstrate job-keeping skills	0%	0%	0%	8%	<1%	0%
5.6 Upgrade career skills	0%	0%	0%	0%	0%	0%
5.7 Explore opportunities to create businesses	2%	0%	3%	0%	1%	0%

# ITAC – Integrated Technical & Academic Competencies

Core ITAC	Academic Models					
Competencies	Percent of Model Relating to Core ITAC					
	 The Arts	 Math	 Social Studies	 Language Arts	 Foreign Language	 Science
<b>Strand 6 — Managing Resources</b>						
6.1 Apply self-management processes in the workplace	5%	0%	3%	8%	8%	3%
6.2 Use reference materials to obtain information appropriate to a given problem, topic, or situation	12%	0%	1%	7%	<1%	4%
6.3 Maintain/promote wellness	<1%	0%	0%	8%	1%	1%
6.4 Determine the impact of government regulations and business/industry procedures on the performance of particular work functions	0%	0%	4%	0%	0%	0%
6.5 Implement safety procedures and programs	12%	0%	0%	<1%	0%	3%
6.6 Support the provision of first aid in accordance with company policy and procedures	0%	0%	0%	0%	0%	0%
6.7 Manage work and family responsibilities for the well-being of self and others	0%	0%	0%	<1%	0%	<1%
6.8 Determine resources needed to produce a given product or provide a given service	11%	0%	6%	2%	0%	1%
6.9 Ensure the quality of products and services	22%	0%	0%	8%	0%	<1%
6.10 Utilize an inventory control system to track supplies, materials, and equipment	0%	0%	0%	<1%	0%	<1%
6.11 Make informed financial decisions	0%	0%	2%	<1%	0%	0%

BEST COPY AVAILABLE



# Core ITAC Acknowledgments

The Vocational Instructional Materials Laboratory extends thanks and appreciation to the many representatives of business, industry, labor, and community organizations who contributed their time and expertise to the identification and verification of competencies.

The following panel participants verified the technical and academic competencies in the Core ITAC:

Laura Berk, The Center for Manufacturing Excellence, Toledo, Ohio  
Kay Briggs, Coalition of Neighborhoods, Cincinnati, Ohio  
Walter R. Cates, Sr., Main Street Business Association, Columbus, Ohio  
Cap Clegg, Columbus Financial Concepts, Dublin, Ohio  
Randy Deatherage, Agnew Farm Equipment, Youngstown, Ohio  
Timothy A. Ely, Beacon Electric, Cincinnati, Ohio  
Diane Findley, RN, Paul E. Detty MD Inc., Lancaster, Ohio  
Sheila Kane, The Andersons General Store, Columbus, Ohio  
Keith Meske, Educable TV 25, Columbus, Ohio  
Sandy O'Connor, Clark County Dept. of Human Services, Springfield, Ohio  
Joyce E. Odor, Columbus Public Schools, Columbus, Ohio  
James H. Orsborn, American Electric Power, Columbus, Ohio  
Robert A. Osterling, Hy-Level Industries, Cleveland, Ohio  
Charlie Pinter, Kroger, Gahanna, Ohio  
Scott J. Wallace, Red Roof Inns, Inc., Hilliard, Ohio  
Van S. White, Human Resources Consultant, Cincinnati, Ohio  
Morris Williams, Coalition of Neighborhoods, Cincinnati, Ohio

The following educator review panel was responsible for reviewing the integrated technical and academic competencies in the Core ITAC:


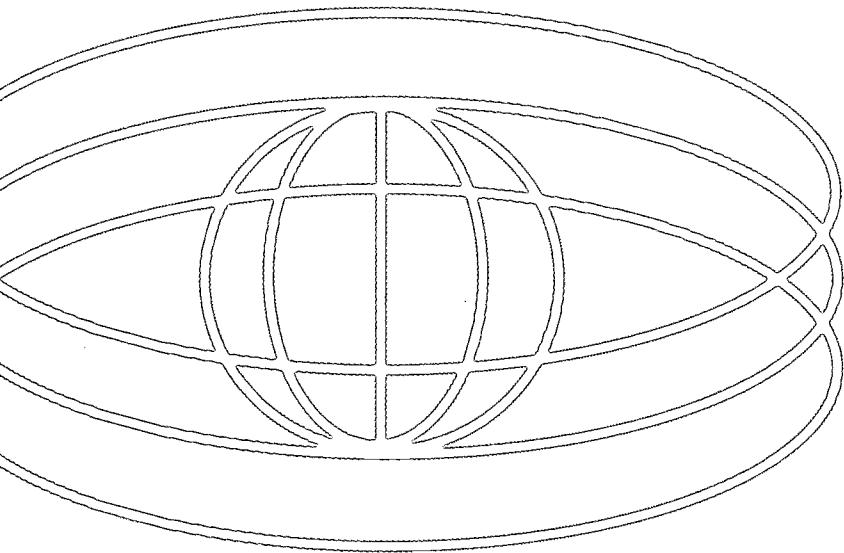

Virginia Ballinger, Ohio Department of Education, Columbus, Ohio  
Heather Boggs, Ohio Department of Education, Columbus, Ohio  
David Cairns, Warren County JVSD, Lebanon, Ohio  
Denise P. Clapp, Hilliard Davidson High School, Hilliard, Ohio  
Carmen R. Giebelhaus, Ohio Department of Education, Columbus, Ohio  
Karen P. Heath, Ohio Department of Education, Columbus, Ohio  
Peggy Kasten, Ohio Department of Education, Columbus, Ohio  
Abbejean Kehler, Ohio Council on Economic Education, Columbus, Ohio  
Betty Kulich, Fort Hayes Metro Education Center, Columbus, Ohio  
Jerry Mahl, EHOVE Career Center, Milan, Ohio  
Kent J. Minor, Ohio Department of Education, Columbus, Ohio  
Roberta Newcomer, Ohio Department of Education, Columbus, Ohio  
Linda Thomas, Hayes Technical School, Grove City, Ohio  
Susan Washam Witten, Ohio Department of Education, Columbus, Ohio

The following individuals provided technical assistance in identifying competencies, writing statements of expectation, and developing scenarios for the Integrated Technical and Academic Competencies (ITAC). Their assistance is much appreciated.

Dr. Ruth Loring, Center for Occupational Research and Development, Waco, Texas


Jane Sanborn, MPR Associates, Inc. and the National Center for Research in Vocational Education, Berkeley, California

Dr. Joyce Malyn-Smith, Education Development Center, Inc., Newton, Massachusetts.



# Industrial & Engineering Systems Career Cluster ITAC


.....  
Transportation Sub-Cluster



# Components of Career Cluster ITACs

## Career Clusters:

- Arts & Communications
- Business & Management
- Industrial & Engineering Systems
- Human Resources/Services
- Environmental & Agricultural Systems
- Health Services



- Each strand in a Career Cluster ITAC has an introduction page which identifies the strand (in words and by icon) and the career cluster. These pages also appear in the Core ITAC.

- • • **Expectation** – a statement of desired workplace behaviors and their importance in the world of work.

**Competencies** – observable and measurable knowledge, skills, and attitudes essential to achievement of the expectation.



Strand 4 – Working Responsibly – Industrial & Engineering Systems Career Cluster ITAC Transportation

### Expectation

Employees in the transportation sector today are subject to a high standard of personal and professional accountability. Individuals must daily demonstrate a strong work ethic, including — but not limited to — honesty, initiative, and dependability. Individuals must be able to discern between right and wrong in difficult or subtle situations. Then, they must act with rightness, fairness, and equity. Individuals must be free from petty, mean, or dubious conduct if an organization is to thrive. Without high standards of ethical conduct on both sides, individuals and organizations are subject to low morale and a host of management, legal, economic, and political problems.

### Competencies

- |   |  |
|---|--|
| 4.1 Exhibit business and work ethics  | 4.3 Identify legal issues and regulatory standards applicable to the transportation industry |
| 4.2 Demonstrate the ability to work on a team in a transportation environment | 4.4 Respond to emergency situations  |

### Sample Scenario

You are a counter salesperson at an automotive supply outlet. Recently, you received your annual evaluation from your supervisor. In it, he cited several problem behaviors. Clearly, your job is in jeopardy. Specific concerns he mentioned were poor attitude and attendance; recent lack of quality in your work; and lack of respect for customers, owners, and coworkers. In order to keep your job, the supervisor requires you to develop and implement a self-improvement plan. Because you have been a valued employee in the past, the company is willing to provide assistance in accordance with company policy as long as you continue to show improvement.

#### Guiding Questions


- What are your ethical responsibilities in this position?
- What will you do to determine the underlying causes of these behaviors?
- How should your improvement be assessed?
- What assistance or resources will you require from your employer?

- • • • • **Sample Scenario** – a real-life workplace situation requiring learners to apply the knowledge and skills reflected in the strand competencies.

**Sample Guiding Questions** – targeted questions to use in focusing learners' attention on knowledge and skills covered in the scenario.



Solving Problems and Thinking Skillfully



Communicating Effectively



Applying Technology



Working Responsibly



Planning and Managing a Career



Managing Resources

BEST COPY AVAILABLE

# Industrial & Engineering Systems Career Cluster ITAC Transportation




**Connections to Core ITAC Competencies** – a list, by number, of key competencies in Core ITAC that relate to and/or reinforce the competencies in the given strand and cluster.

Industrial & Engineering Systems Career Cluster ITAC Transportation – Working Responsibly – Strand 4

Core ITAC	Competency Connections
Strand 1: Solving Problems and Thinking Skillfully	1.1, 1.2
Strand 2: Communicating Effectively	2.1, 2.5
Strand 3: Applying Technology	None
Strand 4: Working Responsibly	4.1, 4.2, 4.3, 4.4, 4.6
Strand 5: Planning and Managing a Career	None
Strand 6: Managing Resources	6.1, 6.2, 6.4, 6.5, 6.6

**Academic Connections**

	<p><b>Social Studies</b></p> <ul style="list-style-type: none"> <li>• <b>Democratic Processes:</b> Analyze and evaluate situations in which individual rights conflict with each other or with other important interests</li> <li>• <b>Democratic Processes:</b> Analyze governmental actions in the United States federal system on the basis of the fundamental principles of American democracy, and evaluate the extent to which the actions reflect those principles and help to serve the public good</li> <li>• <b>Democratic Processes:</b> Justify proposed solutions to current issues by explaining how they adhere to democratic principles</li> <li>• <b>Citizenship Rights and Responsibilities:</b> Acquire, interpret, and analyze information regarding civic issues</li> <li>• <b>Citizenship Rights and Responsibilities:</b> Evaluate positions on the proper scope and limits of individual rights in specific situations</li> </ul>
	<p><b>Language Arts</b></p> <ul style="list-style-type: none"> <li>• <b>Reading/Meaning Construction:</b> Read to clarify personal thinking and understanding</li> <li>• <b>Reading/Meaning Construction:</b> Confirm and extend meaning in reading by researching new concepts and facts</li> <li>• <b>Reading/Application:</b> Employ various reading strategies according to purpose</li> <li>• <b>Oral Communication/Application:</b> Use oral communication for a variety of purposes and audiences</li> </ul>
	<p><b>Science</b></p> <ul style="list-style-type: none"> <li>• <b>Applications for Science Learning:</b> Make decisions regarding personal and public health</li> </ul>

**Connections to Academic Models** – a list of objectives from Ohio's Competency-Based Education Models, grades 9–12, that relate to and/or reinforce the competencies in the given strand and cluster. Each academic area is represented by an icon.

**BEST COPY AVAILABLE**

Stand 4 – Working Responsibly – Industrial & Engineering Systems Career Cluster ITAC Transportation

**Competencies & Key Indicators**

4.1	<p><b>Exhibit business and work ethics</b></p> <ul style="list-style-type: none"> <li>4.1.1 Attend work as scheduled</li> <li>4.1.2 Follow established rules of conduct</li> <li>4.1.3 Compare/contrast ethical and unethical behavior</li> <li>4.1.4 Exhibit characteristics and responsibilities of teamwork</li> <li>4.1.5 Exhibit characteristics of a productive employee (friendliness, honesty, loyalty, initiative, flexibility, positive attitude, punctuality, organization, cleanliness)</li> <li>4.1.6 Respect property of employers, customers, and others</li> <li>4.1.7 Prioritize work</li> </ul>
4.2	<p><b>Demonstrate the ability to work on a team in a transportation environment</b></p> <ul style="list-style-type: none"> <li>4.2.1 Identify types of teams (e.g., cross-functional, cross-trained)</li> <li>4.2.2 Identify the role of teams in high-performance workplaces</li> <li>4.2.3 Analyze unique issues associated with working on teams</li> <li>4.2.4 Apply team problem-solving and conflict-resolution practices</li> </ul>
4.3	<p><b>Identify legal issues and regulatory standards applicable to the transportation industry</b></p> <ul style="list-style-type: none"> <li>4.3.1 Identify labor issues that impact the transportation industry (contracts, organized labor, wage/hour regulations)</li> <li>4.3.2 Identify liability issues that impact the transportation industry (safety, environmental, OEM)</li> <li>4.3.3 Identify the impact of governmental regulations on workers' responsibilities, conduct, and schedules</li> </ul>

Pages following the overview list each competency with its key indicators. Key indicators describe significant elements of competency performance.

**Connections to Ohio's Proficiency Tests and ACT Work Keys®** – a crosswalk between ITACs (core, cluster, specialization) and assessments that reflect student exit outcomes.



The Arts




Mathematics



Social Studies



Language Arts



Foreign Language



Science




Industrial & Engineering  
Industrial & Engineering  
Industrial & Engineering  
Industrial & Engineering  
Industrial & Engineering  
Industrial & Engineering

BEST COPY AVAILABLE

# Solving Problems and Thinking Skillfully - Strand

1

Industrial & Engineering Systems Career Cluster ITAC Transportation





### Expectation

All individuals, regardless of career choice, must be able to think for themselves; initiate action on their own; and direct, modify, and assess their own work. Employers seek lifelong learners who can locate and use information. The following competencies — focusing on transportation processes, applications, trends, and practices — specify the knowledge, skills, and attitudes needed to develop the capacity to assess problems and situations, anticipate what might happen next, and continuously search for creative solutions.

### Competencies

- |  |  |
|--|--|
| 1.1 Analyze the transportation industry  | 1.7 Demonstrate knowledge of suspension and steering systems |
| 1.2 Analyze trends and issues in the transportation industry                               | 1.8 Demonstrate knowledge of drive trains                    |
| 1.3 Demonstrate knowledge of basic electrical and electronics theory                       | 1.9 Demonstrate knowledge of heating and air conditioning    |
| 1.4 Measure voltage, current, resistance, charge, and load using electrical test equipment | 1.10 Demonstrate knowledge of aerodynamics                   |
| 1.5 Demonstrate knowledge of brake systems   | 1.11 Demonstrate knowledge of fasteners and adhesives        |
| 1.6 Demonstrate knowledge of engines   | 1.12 Perform vehicle inspections                             |
|  | 1.13 Conduct failure analyses                                |

### Sample Scenario

You are a transmission specialist for a small, but competitive, automotive company. You have observed that one of the latest models has frequent transmission problems. Since you are serious about your career path and value this company, you decide to compile and analyze data to better understand the causes and then make a written recommendation to the company for reducing transmission-related problems. You have also heard of employees who have received bonuses if their recommendation was accepted. Thus, it is in your best interest to be certain your written recommendations are well justified and presented.



#### Guiding Questions

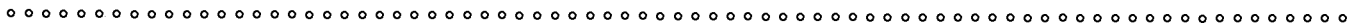
- What data do you need to collect? From whom? How?
- How will you analyze the data?
- What processes and communication tools will you use to present the written recommendation and justifications to the company?





Core ITAC	Competency Connections
Strand 1: Solving Problems and Thinking Skillfully	1.1, 1.2, 1.5, 1.7
Strand 2: Communicating Effectively	None
Strand 3: Applying Technology	3.1
Strand 4: Working Responsibly	4.3, 4.4
Strand 5: Planning and Managing a Career	None
Strand 6: Managing Resources	6.2, 6.5, 6.9

Academic Connections	
 <p data-bbox="279 720 404 783"><b>Social Studies</b></p>	<ul style="list-style-type: none"> <li>• <b>American Heritage:</b> Identify significant developments in history, and gauge their impact on subsequent events</li> <li>• <b>American Heritage:</b> Identify significant individuals and groups in history, gauge their impact on specific historical events, and assess how they came to have such influence</li> <li>• <b>Peoples in Societies:</b> Analyze the social and economic impact of the transformation from an agrarian, rural society to an industrialized, urban society</li> <li>• <b>People in Societies:</b> Analyze the economic and social impact of the transformation from an industrialized, urban society to an informational, suburban society</li> <li>• <b>World Interactions:</b> Examine transportation and communication systems and their impact on the diffusion of people, ideas, products, and historical events</li> <li>• <b>Decision Making and Resources:</b> Explain the reasons for the rise of labor organizations between 1815 and 1919, and describe their impact on the economic development of the United States</li> <li>• <b>Decision Making and Resources:</b> Explain and evaluate the effects of inflation and unemployment in an economy</li> <li>• <b>Decision Making and Resources:</b> Identify the external benefits and costs of economic activities</li> <li>• <b>Decision Making and Resources:</b> Investigate factors that influence the supply of and the demand for resources, goods, and services</li> </ul>
 <p data-bbox="279 1633 404 1696"><b>Language Arts</b></p>	<ul style="list-style-type: none"> <li>• <b>Reading/Structure:</b> Develop and use an increasingly sophisticated vocabulary gained through context</li> <li>• <b>Reading/Meaning Construction:</b> Confirm and extend meaning in reading by researching new concepts and facts</li> <li>• <b>Reading/Application:</b> Employ various reading strategies according to purpose</li> </ul>



## Academic Connections



### Science

- **Scientific Inquiry:** Check the appropriateness and accuracy of measures and computations using various strategies (e.g., estimations, unit analysis, determination of significant figures)
- **Scientific Inquiry:** Utilize appropriate units for counts and measures
- **Scientific Inquiry:** Observe and document events and characteristics of complex systems
- **Scientific Knowledge:** Investigate physical and chemical changes in living and nonliving systems (e.g., natural selection, continental drift, the big bang, geologic change)
- **Scientific Knowledge:** Formulate descriptions of the impacts of various forms of mechanical and electromagnetic waves on various organisms and objects
- **Scientific Knowledge:** Formulate explanations and representations of the production, transmission, and conservation of energy in biological and physical systems (e.g., weather, volcanism, earthquakes, electricity, magnetism, cellular respiration)
- **Scientific Knowledge:** Formulate models and hypotheses about patterns in the natural world (e.g., social behavior, molecular structure, energy transformation, entropy, randomness, aging, chaos, hormonal cycles)
- **Scientific Knowledge:** Formulate estimations for the range of energies within and between various phenomena (e.g., thermal, electromagnetic, thermonuclear, chemical, electrical)
- **Scientific Knowledge:** Formulate hypotheses and models that may account for observable events (e.g., electricity and magnetism, gravitation, atoms, bonding, chemical reactions, quantum effects, energy flow in biological systems, predator-prey relationships)
- **Scientific Knowledge:** Formulate specific causes of limitations and possible exceptions of theories and principles regarding the interactions of moving objects and organisms (e.g., fluid flow in vessels, motion near the speed of light, Heisenberg Uncertainty Principle, meteorological prediction, local variation and diversity, earthquake prediction, energy transportation in cellular respiration)
- **Applications for Science Learning:** Do simple troubleshooting on common electrical and mechanical systems, identifying and eliminating possible causes of malfunctions



## Competencies & Key Indicators

1.1

### Analyze the transportation industry

1.1.1

Identify components of the transportation industry (e.g., automotive, trucking, railroad, airline, maritime)

1.1.2

Investigate historical influences on the transportation industry (e.g., technological advancements, population/demographic shifts, specialization, economic competition)

1.1.3

Analyze factors that affect the transportation industry (economic, labor, environmental, regulatory)

1.1.4

Analyze the interrelationship between the transportation industry and other industries (e.g., business, agriculture, energy, travel/tourism, shipping, construction)

Key Indicators:

1.2

### Analyze trends and issues in the transportation industry

1.2.1

Keep up-to-date regarding technology in tools, equipment, and techniques

1.2.2

Identify environmental issues and trends related to transportation

1.2.3

Identify changes in governmental regulations related to transportation

1.2.4

Analyze how economic trends affect the transportation industry

Key Indicators:

1.3

### Demonstrate knowledge of basic electrical and electronics theory

1.3.1

Identify how electricity and electronics are used in the transportation industry

1.3.2

Demonstrate knowledge of scientific laws related to electricity

1.3.3

Demonstrate knowledge of uses of series, parallel, and series-parallel circuits

1.3.4

Differentiate between AC and DC terms and applications

1.3.5

Differentiate between ohms, volts, and amps

1.3.6

Interpret schematic drawings

1.3.7

Demonstrate knowledge of the functions and applications of basic electrical components (e.g., relay, solenoid, switch, light circuit)

1.3.8

Demonstrate knowledge of the functions and applications of basic electronic components (e.g., diodes, transistors)

Key Indicators:

BEST COPY AVAILABLE



1.4

### Measure voltage, current, resistance, charge, and load using electrical test equipment

1.4.1

Comply with safety procedures established for the use of testing equipment

1.4.2

Key Indicators: Demonstrate knowledge of how to use electrical testing equipment

1.4.3

Select appropriate electrical testing equipment to test for voltage, current, resistance, charge, and load

1.4.4

Measure voltage, current, and resistance using a variety of tools and scales

1.4.5

Troubleshoot potential electrical and electronics problems

1.4.6

Identify repair techniques appropriate for given electrical/electronics problem

1.5

### Demonstrate knowledge of brake systems

1.5.1

Key Indicators: Identify how brake systems are used throughout the transportation industry

1.5.2

Identify brake systems (e.g., drum, disc, anti-lock, air brakes)

1.5.3

Identify components of brake systems and the functions of each

1.5.4

Troubleshoot potential brake problems

1.5.5

Identify repair techniques appropriate for given brake problem

1.6

### Demonstrate knowledge of engines

1.6.1

Key Indicators: Identify how engines are used throughout the transportation industry

1.6.2

Identify types of engines (e.g., gasoline, jet, diesel, alternative fuels)

1.6.3

Identify internal and electrical components of engines and the functions of each (e.g., electronic controls, crankshaft)

1.6.4

Troubleshoot potential engine problems

1.6.5

Identify repair techniques appropriate for given engine problem

1.7

### Demonstrate knowledge of suspension and steering systems

1.7.1

Key Indicators: Identify how suspensions and steering systems are used throughout the transportation industry

1.7.2

Identify types of suspension alignments and adjustments and steering systems

1.7.3

Identify components of suspension and steering systems and the functions of each

1.7.4

Troubleshoot potential suspension and steering problems

1.7.5

Identify repair techniques appropriate for given suspension/steering problem



1.8

### Demonstrate knowledge of drive trains

1.8.1

Identify how drive trains are used throughout the transportation industry

1.8.2

Identify types of drive trains (e.g., transmissions, differentials, transaxles, transfer cases)

1.8.3

Identify components of drive trains and the functions of each

1.8.4

Troubleshoot potential drive train problems

1.8.5

Identify repair techniques appropriate for given drive train problem

Key Indicators:

1.9

### Demonstrate knowledge of heating and air conditioning

1.9.1

Identify how heating and air conditioning are used throughout the transportation industry

1.9.2

Identify different types of heating and air conditioning systems (e.g., transport refrigeration, automotive, trucks, tractor cabs, aircraft)

1.9.3

Identify components of heating and air conditioning systems and the functions of each

1.9.4

Troubleshoot potential problems related to heating and air

1.9.5

Identify repair techniques appropriate for given heating/air problem

1.9.6

Identify environmental and safety procedures related to servicing heating and air conditioning systems

Key Indicators:

1.10

### Demonstrate knowledge of aerodynamics

1.10.1

Identify how aerodynamics are applied throughout the transportation industry

1.10.2

Demonstrate knowledge of lift, drag, gravity, and the effects of disruption of airflow on a lifting surface

1.10.3

Demonstrate knowledge of the effects of changing the chord length on a lifting surface

1.10.4

Identify the spoiler and its function

1.10.5

Identify control surfaces (e.g., spoilers, rudders, trim tabs, elevators, ailerons)

1.10.6

Demonstrate knowledge of the functions and operation of a wind tunnel

Key Indicators:

1.11

### Demonstrate knowledge of fasteners and adhesives

1.11.1

Identify how fasteners and adhesives are used throughout the transportation industry

1.11.2

Identify characteristics of fasteners and adhesives (e.g., size, shape, type, function, grade)

1.11.3

Select fastener to use for given job by referring to appropriate publications

1.11.4

Select fastener appropriate for specified use

Key Indicators:

BEST COPY AVAILABLE



1.12

### Perform vehicle inspections

1.12.1

Key Indicators: Identify types of inspections (e.g., DOT, safety, emission, visual, calendar, hourly, miles)

1.12.2

Check potential safety problems

1.12.3

Identify repairs needed

1.12.4

Identify fluid type and usage

1.12.5

Perform fluid-level checks

1.13

### Conduct failure analyses

1.13.1

Key Indicators: Interpret diagnostic flow charts

1.13.2

Identify failed component

1.13.3


Examine the relationship between the cause and effect of the failed component


BEST COPY AVAILABLE

# Communicating Effectively - Strand

2

Industrial & Engineering Systems Career Cluster ITAC Transportation





### Expectation

Effective communication is essential to workplaces, communities, and families. In the transportation environment, there exists a specialized system of communications that one must understand to be successful. Employees with strong communication skills contribute to organizational productivity, enhance interpersonal relationships with coworkers and clients, and create opportunities for promotion and advancement.

### Competencies

2.1	Build internal and external customer relations	2.3	Interpret maps, schematics, and technical drawings
2.2	Communicate using telecommunications tools	2.4	Prepare estimates
		2.5	Document accidents

### Sample Scenario

You are a service manager for a small, rural farm equipment dealership with only a few line technicians. While a tractor is being serviced, a non-English-speaking technician is using a remote starter. However, the tractor had been left in gear, and the worker accidentally is pinned against a wall. You must take immediate action based on company regulations, knowing that you will also be required to complete an accident report in a timely manner.





#### Guiding Questions

- What do you need to know in order to determine what immediate actions are required?
- How will you communicate information about the accident, orally and in writing, to concerned parties?
- How will you supervise differently in the future?
- What modifications to company regulations would you recommend, if any?





Core ITAC	Competency Connections
Strand 1: Solving Problems and Thinking Skillfully	1.1, 1.2, 1.3
Strand 2: Communicating Effectively	2.1, 2.2, 2.3, 2.5 2.11
Strand 3: Applying Technology	3.1, 3.2, 3.3
Strand 4: Working Responsibly	4.1, 4.2, 4.3, 4.4, 4.5, 4.6
Strand 5: Planning and Managing a Career	None
Strand 6: Managing Resources	6.1, 6.2, 6.11

Academic Connections	
	<p><b>Math</b></p> <ul style="list-style-type: none"> <li>• <b>Geometry:</b> Create and interpret drawings of three-dimensional objects</li> <li>• <b>Geometry:</b> Represent problem situations with geometric models, and apply properties of figures</li> <li>• <b>Algebra:</b> Describe problem situations by using and relating numerical, symbolic, and graphical representations</li> </ul>
	<p><b>Language Arts</b></p> <ul style="list-style-type: none"> <li>• <b>Reading/Meaning Construction:</b> Read to clarify personal thinking and understanding</li> <li>• <b>Reading/Application:</b> Employ various reading strategies according to purpose</li> <li>• <b>Writing/Structure:</b> Evaluate and revise writing to focus on such things as audience, tone, and purpose</li> <li>• <b>Oral Communication/Meaning Construction:</b> Prepare and deliver a formal speech/presentation</li> <li>• <b>Oral Communication/Meaning Construction:</b> Assess needs of audience members, adjusting language and presentation according to their understanding</li> <li>• <b>Oral Communication/Application:</b> Use oral communication for a variety of purposes and audiences</li> </ul>
	<p><b>Foreign Language</b></p> <ul style="list-style-type: none"> <li>• <b>Cultural Knowledge:</b> Interact in a variety of cultural contexts that reflect both peer-group and adult activities of the target culture(s)</li> <li>• <b>Cultural Knowledge:</b> Develop sensitivity to cultural differences</li> </ul>
	<p><b>Science</b></p> <ul style="list-style-type: none"> <li>• <b>Scientific Inquiry:</b> Translate information from and represent information in various forms with equal ease (e.g., tables, charts, graphs, diagrams, geometric figures)</li> <li>• <b>Scientific Inquiry:</b> Make and read scale drawings, maps, models, and other representations to aid planning and understanding</li> </ul>



## Competencies & Key Indicators

2.1

### Build internal and external customer relations

2.1.1

Recognize the importance of all customers to business

2.1.2

Demonstrate knowledge of the relationship between meeting customer needs and profitability

2.1.3

Interact with customers and vendors in a professional manner (prompt, friendly, courteous, helpful, knowledgeable, understandable, ethical, accurate)

2.1.4

Follow through on goals, objectives, and commitments made to customers and vendors (deadlines, delivery specifications)

2.1.5

Handle customer complaints in accordance with customer service policy

2.1.6

Clarify communication by rephrasing statements, asking questions, showing empathy, and interpreting both verbal and nonverbal information

2.1.7

Deliver formal and informal presentations to customer

Key Indicators:

2.2

### Communicate using telecommunications tools

2.2.1

Identify company policies regarding use of telecommunications tools (telephones, answering machine, voice mail, e-mail, teleconferencing systems, fax, Internet, pagers)

2.2.2

Operate telecommunications equipment in accordance with company policy

2.2.3

Communicate via telephones, voice mail, e-mail, teleconferencing systems, fax, pagers

2.2.4

Keep up-to-date concerning new and emerging communication technologies

2.2.5

Take complete and accurate telephone messages

2.2.6

Give complete and accurate telephone messages

2.2.7

Follow established telephone and e-mail etiquette

Key Indicators:

2.3

### Interpret maps, schematics, and technical drawings

2.3.1

Determine tolerances associated with dimensions

2.3.2

Make spatial interpretation of various three-dimensional forms for two-dimensional drawings

2.3.3

Work within established industry tolerance parameters

2.3.4

Interpret dimensions, symbols, legends, and directions

Key Indicators:

BEST COPY AVAILABLE



- 2.4
- 2.4.1
- 2.4.2
- 2.4.3
- 2.4.4
- 2.4.5
- 2.4.6

<b>Prepare estimates</b>	
Key Indicators:	Write repair work orders
	Interpret repair work orders
	Establish flat rate
	Confirm parts prices
	Determine job costs
	Calculate billing

- 2.5
- 2.5.1
- 2.5.2
- 2.5.3

<b>Document accidents</b>	
Key Indicators:	Identify the required components of an accident report
	Complete accident reports in accordance with established standards (e.g., completely, legibly, neatly, accurately)
	File reports with appropriate personnel

BEST COPY AVAILABLE

Industrial & Engineering  
Industrial & Engineering



& Engineering  
& Engineering



Industrial & Engineering  
Industrial & Engineering




BEST COPY AVAILABLE

# Applying Technology - Strand

3

.....  
Industrial & Engineering Systems Career Cluster ITAC Transportation





## Expectation

Technological advances influence rapid changes to vehicles, equipment, and tools and to the skills of those who must understand and work within the transportation sector. To be effective in today’s workplace, individuals must be able to function across a range of technology and practice innovative applications of this technology. Employers seek individuals who have developed technological skills and who stay abreast of the continuously changing technological environment.

## Competencies

- |     |   |     |   |
|-----|---|-----|---|
| 3.1 | Analyze the role of technology in the transportation industry | 3.5 | Perform various welding, brazing, and cutting operations                            |
| 3.2 | Follow established procedures for using common hand tools     | 3.6 | Troubleshoot vehicle maintenance problems in accordance with established procedures |
| 3.3 | Demonstrate use of basic measuring tools                      | 3.7 | Perform soldering operations  |
| 3.4 | Operate power tools and stationary equipment                  |     |   |

## Sample Scenario

You are an ASE auto collision technician for a fast-growing auto collision repair company. Recently, and for the first time, you and two other technicians have been assigned training responsibility for new trainees who have varying degrees of experience with automotive tools and equipment and no experience with brazing, welding, and cutting. You are in charge of devising and implementing a training plan that includes demonstrations of using measuring tools, power tools, and stationery equipment and of brazing, welding, and cutting operations. You need to present your plan to the company owners for approval.

### *Guiding Questions*

- What resources do you have to help you devise the plan?
- How will you determine the exact learning needs of the trainees?
- How will you evaluate implementation of the plan?
- What teaching tools and technologies may be useful for teaching the trainees?
- How will you create a team-oriented approach to the training?

BEST COPY AVAILABLE



Core ITAC	Competency Connections
Strand 1: Solving Problems and Thinking Skillfully	1.1, 1.2, 1.5
Strand 2: Communicating Effectively	None
Strand 3: Applying Technology	3.1
Strand 4: Working Responsibly	4.3, 4.4
Strand 5: Planning and Managing a Career	None
Strand 6: Managing Resources	6.1, 6.2, 6.5

Academic Connections	
	<p><b>Math</b></p> <ul style="list-style-type: none"> <li>• <b>Geometry:</b> Represent problem situations with geometric models, and apply properties of figures</li> <li>• <b>Geometry:</b> Demonstrate an understanding of angles and parallel and perpendicular lines</li> <li>• <b>Algebra:</b> Describe problem situations by using and relating numerical, symbolic, and graphical representations</li> </ul>
	<p><b>Science</b></p> <ul style="list-style-type: none"> <li>• <b>Scientific Inquiry:</b> Check the appropriateness and accuracy of measures and computations using various strategies (e.g., estimations, unit analysis, determination of significant figures)</li> <li>• <b>Scientific Inquiry:</b> Select, invent, and use tools, including analog and digital instruments, to make and record direct measurements</li> <li>• <b>Scientific Inquiry:</b> Document potentially hazardous conditions and associated risks in selected homes and public areas</li> <li>• <b>Scientific Knowledge:</b> Investigate physical and chemical changes in living and nonliving systems (e.g., photosynthesis, weathering processes, glaciation, thermal effects on materials, energy cells)</li> <li>• <b>Scientific Knowledge:</b> Formulate interpretations of the relationship between energy exchange and the interfaces between components within systems</li> <li>• <b>Scientific Knowledge:</b> Formulate estimations for the range of energies within and between various phenomena (e.g., thermal, electromagnetic, thermonuclear, chemical, electrical)</li> <li>• <b>Applications for Science Learning:</b> Analyze the contributions of advances in technology through history to own everyday life</li> </ul>



Competencies & Key Indicators

3.1

**Analyze the role of technology in the transportation industry**

3.1.1

Demonstrate knowledge of technology trends

3.1.2

Identify technological advancements and their influence on the transportation industry

3.1.3

Analyze the costs and benefits of technological innovations

Key Indicators:

3.2

**Follow established procedures for using common hand tools**

3.2.1

Demonstrate knowledge of how hand tools are used in the transportation industry

3.2.2

Identify tools and their uses (impact, cutting, shaping, gripping, holding) in the transportation industry

3.2.3

Select tools appropriate for given task

3.2.4

Inspect tools prior to each use

3.2.5

Comply with established safety procedures for given tool

3.2.6

Maintain tools (e.g., sharpen drill bits; dress punches, screwdrivers, and chisels)

3.2.7

Store tools

Key Indicators:

3.3

**Demonstrate use of basic measuring tools**

3.3.1

Identify measuring tools and their functions (e.g., torque, micrometers, vernier, hydraulic, pneumatic)

3.3.2

Select measuring tools appropriate for given task

3.3.3

Measure inside/outside diameters using precision measuring tools

Key Indicators:

BEST COPY AVAILABLE





3.4

## Operate power tools and stationary equipment

3.4.1

Apply established safety procedures

3.4.2

Identify types of power tools and stationary equipment and their functions in the transportation industry

3.4.3

Select power tool and stationary equipment appropriate for given task

3.4.4

Inspect power tools and stationary equipment

3.4.5

Operate power tools and stationary equipment in accordance with established policies and procedures for given task

3.4.6

Maintain power tools and stationary equipment

3.4.7

Store tools and accessories in designated area

Key Indicators:

3.5

## Perform various welding, brazing, and cutting operations

3.5.1

Identify how various welding, brazing, and cutting operations are used in the transportation industry

3.5.2

Apply established safety procedures in welding, brazing, and cutting operations

3.5.3

Handle compressed gas cylinders in accordance with established safety procedures

3.5.4

Select proper type of fire extinguisher and safety equipment for welding processes

3.5.5

Adjust regulators and connections to specifications

3.5.6

Weld, braze, or cut with appropriate equipment for given task

3.5.7

Follow established shut-down procedures for equipment

3.5.8

Secure equipment in designated area

Key Indicators:

3.6

## Troubleshoot vehicle maintenance problems in accordance with established procedures

3.6.1

Perform multisensory inspections

3.6.2

Identify specific problem(s)

3.6.3

Document maintenance problems

3.6.4

Obtain all available information about given maintenance problem, including lock-out/tag-out procedures, using specifications manuals

3.6.5

Identify possible solutions for identified maintenance problems

3.6.6

Perform operational checks

Key Indicators:

BEST COPY AVAILABLE



3.7

## Perform soldering operations in the transportation industry

3.7.1

Apply established safety procedures

3.7.2

Select grade and type of solder appropriate for given task

3.7.3

Select size of soldering gun or iron appropriate for given task

3.7.4

Prepare joint for soldering

3.7.5

Solder, using appropriate techniques for given task

3.7.6


Secure soldering gun or iron in designated area

Key Indicators:

BEST COPY AVAILABLE

# Working Responsibly - Strand

Industrial & Engineering Systems Career Cluster ITAC Transportation





### Expectation

Employees in the transportation sector today are subject to a high standard of personal and professional accountability. Individuals must daily demonstrate a strong work ethic, including — but not limited to — honesty, initiative, and dependability. Individuals must be able to discern between right and wrong in difficult or subtle situations. Then, they must act with rightness, fairness, and equity. Individuals must be free from petty, mean, or dubious conduct if an organization is to thrive. Without high standards of ethical conduct on both sides, individuals and organizations are subject to low morale and a host of management, legal, economic, and political problems.

### Competencies

- |     |   |     |  |
|-----|---|-----|--|
| 4.1 | Exhibit business and work ethics  | 4.3 | Identify legal issues and regulatory standards applicable to the transportation industry |
| 4.2 | Demonstrate the ability to work on a team in a transportation environment | 4.4 | Respond to emergency situations  |

### Sample Scenario

You are a counter salesperson at an automotive supply outlet. Recently, you received your annual evaluation from your supervisor. In it, he cited several problem behaviors. Clearly, your job is in jeopardy. Specific concerns he mentioned were poor attitude and attendance; recent lack of quality in your work; and lack of respect for customers, owners, and coworkers. In order to keep your job, the supervisor requires you to develop and implement a self-improvement plan. Because you have been a valued employee in the past, the company is willing to provide assistance in accordance with company policy as long as you continue to show improvement.




#### Guiding Questions

- What are your ethical responsibilities in this position?
- What will you do to determine the underlying causes of these behaviors?
- How should your improvement be assessed?
- What assistance or resources will you require from your employer?

BEST COPY AVAILABLE



Core ITAC	Competency Connections
Strand 1: Solving Problems and Thinking Skillfully	1.1, 1.2
Strand 2: Communicating Effectively	2.1, 2.5
Strand 3: Applying Technology	None
Strand 4: Working Responsibly	4.1, 4.2, 4.3, 4.4, 4.6
Strand 5: Planning and Managing a Career	None
Strand 6: Managing Resources	6.1, 6.2, 6.4, 6.5, 6.6

Academic Connections	
	<p><b>Social Studies</b></p> <ul style="list-style-type: none"> <li>• <b>Democratic Processes:</b> Analyze and evaluate situations in which individual rights conflict with each other or with other important interests</li> <li>• <b>Democratic Processes:</b> Analyze governmental actions in the United States federal system on the basis of the fundamental principles of American democracy, and evaluate the extent to which the actions reflect those principles and help to serve the public good</li> <li>• <b>Democratic Processes:</b> Justify proposed solutions to current issues by explaining how they adhere to democratic principles.</li> <li>• <b>Citizenship Rights and Responsibilities:</b> Acquire, interpret, and analyze information regarding civic issues</li> <li>• <b>Citizenship Rights and Responsibilities:</b> Evaluate positions on the proper scope and limits of individual rights in specific situations</li> </ul>
	<p><b>Language Arts</b></p> <ul style="list-style-type: none"> <li>• <b>Reading/Meaning Construction:</b> Read to clarify personal thinking and understanding</li> <li>• <b>Reading/Meaning Construction:</b> Confirm and extend meaning in reading by researching new concepts and facts</li> <li>• <b>Reading/Application:</b> Employ various reading strategies according to purpose</li> <li>• <b>Oral Communication/Application:</b> Use oral communication for a variety of purposes and audiences</li> </ul>
	<p><b>Science</b></p> <ul style="list-style-type: none"> <li>• <b>Applications for Science Learning:</b> Make decisions regarding personal and public health</li> </ul>



### Competencies & Key Indicators

4.1

#### Exhibit business and work ethics

4.1.1

Attend work as scheduled

4.1.2

Follow established rules of conduct

4.1.3

Compare/contrast ethical and unethical behavior

4.1.4

Exhibit characteristics and responsibilities of teamwork

4.1.5

Exhibit characteristics of a productive employee (friendliness, honesty, loyalty, initiative, flexibility, positive attitude, punctuality, organization, cleanliness)

4.1.6

Respect property of employers, customers, and others

4.1.7

Prioritize work

Key Indicators:

4.2

#### Demonstrate the ability to work on a team in a transportation environment

4.2.1

Identify types of teams (e.g., cross-functional, cross-trained)

4.2.2

Identify the role of teams in high-performance workplaces

4.2.3

Analyze unique issues associated with working on teams

4.2.4

Apply team problem-solving and conflict-resolution practices

Key Indicators:

4.3

#### Identify legal issues and regulatory standards applicable to the transportation industry

4.3.1

Identify labor issues that impact the transportation industry (contracts, organized labor, wage/hour regulations)

4.3.2

Identify liability issues that impact the transportation industry (safety, environmental, OEM)

4.3.3

Identify the impact of governmental regulations on workers' responsibilities, conduct, and schedules

Key Indicators:

BEST COPY AVAILABLE



4.4

## Respond to emergency situations

4.4.1

Locate fire exits, alarms, first-aid kits and fire blankets

4.4.2

Identify types of fires

4.4.3

Demonstrate use of fire extinguishers in accordance with established procedures

4.4.4

Follow established evacuation procedures

4.4.5

Assess severity of the emergency

4.4.6

Take action appropriate for given emergency


4.4.7

Provide basic first aid in accordance with established procedures

4.4.8

Document accidents in accordance with established procedures

Key Indicators:



Industrial & Engineering  
Industrial & Engineering  
Industrial & Engineering  
Industrial & Engineering  
Industrial & Engineering


BEST COPY AVAILABLE



# Planning and Managing a Career - Strand

5

Industrial & Engineering Systems Career Cluster ITAC Transportation





## Expectation

Since the world of transportation offers an array of career opportunities, individuals need to be actively engaged in seeking a career that matches their interests, abilities, aptitudes, and skills. Career planning enhances the possibility that one’s career path will lead to success and satisfaction in work. Employers seek individuals who know what they want from work and can effectively present their qualifications and skills through the job search process, including job applications and interviews. Throughout one’s career, it is also important to seek continuous professional development opportunities.

## Competencies

- |     |  |     |                                   |
|-----|--|-----|-----------------------------------|
| 5.1 | Explore careers in the transportation industry | 5.3 | Plan for professional development |
| 5.2 | Seek employment in the transportation industry | 5.4 | Manage professional career        |

## Sample Scenario

You have been working as a heavy-duty truck mechanic and are very much interested in advancing your career in the transportation industry. Your employer will provide tuition assistance if you establish a plan for your professional development. Explore qualifications for various positions, and develop a plan to obtain your career goals. Include a career ladder, education and training opportunities, and a plan for seeking future positions. Present your plan to a panel of employer representatives.



### Guiding Questions

- How will you find out about the variety of careers in the transportation industry?
- How will you determine your match (interests, attitudes, and abilities) to a career choice?
- After you identify interest in a specific career, how will you find out about educational requirements and training opportunities?
- How will professional organizations impact your career?

BEST COPY AVAILABLE



Core ITAC	Competency Connections
Strand 1: Solving Problems and Thinking Skillfully	1.1, 1.2, 1.3
Strand 2: Communicating Effectively	2.1, 2.2, 2.3, 2.5, 2.11
Strand 3: Applying Technology	3.1, 3.3, 3.6
Strand 4: Working Responsibly	None
Strand 5: Planning and Managing a Career	5.1, 5.2, 5.3, 5.4, 5.5, 5.6, 5.7
Strand 6: Managing Resources	6.2, 6.11

Academic Connections			
	<table border="1"> <tr> <td style="vertical-align: top;"><b>Language Arts</b></td> <td> <ul style="list-style-type: none"> <li>• <b>Writing/Structure:</b> Evaluate and revise writing to focus on such things as audience, tone, and purpose</li> <li>• <b>Writing/Application:</b> Consider audience and purpose for writing</li> <li>• <b>Oral Communication/Meaning Construction:</b> Communicate orally to inform and persuade</li> <li>• <b>Oral Communication/Application:</b> Practice interviewing techniques</li> <li>• <b>Oral Communication/Application:</b> Use oral communication for a variety of purposes and audiences</li> </ul> </td> </tr> </table>	<b>Language Arts</b>	<ul style="list-style-type: none"> <li>• <b>Writing/Structure:</b> Evaluate and revise writing to focus on such things as audience, tone, and purpose</li> <li>• <b>Writing/Application:</b> Consider audience and purpose for writing</li> <li>• <b>Oral Communication/Meaning Construction:</b> Communicate orally to inform and persuade</li> <li>• <b>Oral Communication/Application:</b> Practice interviewing techniques</li> <li>• <b>Oral Communication/Application:</b> Use oral communication for a variety of purposes and audiences</li> </ul>
<b>Language Arts</b>	<ul style="list-style-type: none"> <li>• <b>Writing/Structure:</b> Evaluate and revise writing to focus on such things as audience, tone, and purpose</li> <li>• <b>Writing/Application:</b> Consider audience and purpose for writing</li> <li>• <b>Oral Communication/Meaning Construction:</b> Communicate orally to inform and persuade</li> <li>• <b>Oral Communication/Application:</b> Practice interviewing techniques</li> <li>• <b>Oral Communication/Application:</b> Use oral communication for a variety of purposes and audiences</li> </ul>		
	<table border="1"> <tr> <td style="vertical-align: top;"><b>Science</b></td> <td> <ul style="list-style-type: none"> <li>• <b>Applications for Science Learning:</b> Refine personal career interests through investigations of the diversity of manufacturing, research, service, and invention processes</li> </ul> </td> </tr> </table>	<b>Science</b>	<ul style="list-style-type: none"> <li>• <b>Applications for Science Learning:</b> Refine personal career interests through investigations of the diversity of manufacturing, research, service, and invention processes</li> </ul>
<b>Science</b>	<ul style="list-style-type: none"> <li>• <b>Applications for Science Learning:</b> Refine personal career interests through investigations of the diversity of manufacturing, research, service, and invention processes</li> </ul>		

BEST COPY AVAILABLE



## Competencies & Key Indicators

5.1

### Explore careers in the transportation industry

5.1.1

Key Indicators:

Identify the range of careers in the transportation industry

5.1.2

Explore specific transportation interests (e.g., through job shadowing; worksite experience; review of print, audiovisual, and electronic sources; interviews, community service)

5.1.3

Identify educational and licensing requirements for different transportation careers

5.1.4

Identify available programs providing needed education/training

5.1.5

Research projected growth and availability of various transportation careers

5.2

### Seek employment in the transportation industry

5.2.1

Key Indicators:

Prepare documentation needed for obtaining a position

5.2.2

Update documents needed for transportation employment

5.2.3

Compile documents in a professional manner

5.2.4

Identify employment opportunities

5.2.5

Dress appropriately for job interview

5.2.6

Present credentials, philosophy, and goals in job interview for a transportation position

5.2.7

Identify the steps to follow in leaving a transportation position

5.3

### Plan for professional development

5.3.1

Key Indicators:

Identify the role of professional organizations in the professional development process

5.3.2

Keep up-to-date reading professional publications, attending conferences, searching the Internet

5.3.3

Determine the benefits to business of employees' belonging to professional organizations, such as ASE (membership, networking)

5.3.4

Examine the benefits of belonging to civic and community organizations

5.3.5

Determine the areas of continuing education needed in transportation

5.3.6

Examine the benefits of continuing education for the transportation industry

5.4

### Manage professional career

5.4.1

Key Indicators:

Set personal goals

5.4.2

Plan for career growth

5.4.3

Develop skills and characteristics needed to meet professional goals

5.4.4

Identify possible advancement patterns in transportation careers


5.4.5

Monitor progress toward professional goals

# Managing Resources - Strand

6

Industrial & Engineering Systems Career Cluster ITAC Transportation





## Expectation

In modern high-performance workplaces, found in the transportation industry, all individuals must effectively manage a variety of resources — personal, financial, and environmental. Individuals' ability to maintain a safe working environment ensures the maintenance of good personal health as well as that of coworkers. The employee must also appreciate the importance of prudent inventory control and preventive maintenance measures as ways to increase productivity, which ultimately contributes to the success of the organization.

## Competencies

- |     |   |     |   |
|-----|---|-----|---|
| 6.1 | Analyze information from job-related reference materials  | 6.5 | Comply with company safety procedures   |
| 6.2 | Maintain general safety in accordance with government regulations and health standards                | 6.6 | Perform preventive maintenance in accordance with guidelines specified by manufacturer and/or outside authorities with jurisdiction |
| 6.3 | Handle hazardous gases and materials in accordance with government regulations and health standards   | 6.7 | Secure parts and service information using manufacturers' bulletins   |
| 6.4 | Handle tools, materials, and equipment in accordance with government regulations and health standards |     |   |



## Sample Scenario

You have been hired as a maintenance scheduler for a mid-sized airline company. When you were hired, the company owners specifically stated that they want your work to efficiently contribute to maximizing on-time flights. In reviewing aircraft records, you suspect that preventive maintenance of the aircraft is inadequate and may even create unsafe conditions that could necessitate grounding of aircraft. You also realize that some of the aircraft you are concerned about are used on a regular basis. You need to interact with other company employees to develop and implement plans to maximize the company's use of aircraft while maintaining a high-quality and timely preventive maintenance program. Your employer expects you and the other employees to prepare an oral and written report of the plan.




### *Guiding Questions*

- How will you find out about the preventive maintenance needs of the equipment?
- How will you ensure that work done by employees follows government regulations and health standards?
- What would be the possible consequences of not adhering to manufacturer-recommended maintenance schedules?
- What are the major problems that you must address?
- How will you resolve the human conflict between those who need to use and those who need to maintain the aircraft?
- How will you assess maximization of the use of aircraft and the cost-effectiveness of implementing the plan?
- What communications tools are needed to implement the plan?

BEST COPY AVAILABLE



Core ITAC	Competency Connections
Strand 1: Solving Problems and Thinking Skillfully	1.1, 1.2, 1.3, 1.7
Strand 2: Communicating Effectively	None
Strand 3: Applying Technology	3.1, 3.3
Strand 4: Working Responsibly	4.1, 4.3, 4.4
Strand 5: Planning and Managing a Career	None
Strand 6: Managing Resources	6.1, 6.2, 6.4, 6.5, 6.6

Academic Connections	
	<p><b>Social Studies</b></p> <ul style="list-style-type: none"> <li>• <b>Democratic Processes:</b> Analyze governmental actions in the United States federal system on the basis of the fundamental principles of American democracy, and evaluate the extent to which the actions reflect those principles and help to serve the public good</li> </ul>
	<p><b>Language Arts</b></p> <ul style="list-style-type: none"> <li>• <b>Reading/Meaning Construction:</b> Confirm and extend meaning in reading by researching new concepts and facts</li> <li>• <b>Reading/Application:</b> Employ various reading strategies according to purpose</li> <li>• <b>Reading/Application:</b> Read selections from a variety of styles and formats, recognizing that style and format influence meaning</li> </ul>
	<p><b>Science</b></p> <ul style="list-style-type: none"> <li>• <b>Scientific Inquiry:</b> Use ratios, proportions, and probabilities in appropriate problem situations</li> <li>• <b>Scientific Inquiry:</b> Translate information from and represent information in various forms with equal ease (e.g., tables, charts, graphs, diagrams, geometric figures)</li> <li>• <b>Scientific Inquiry:</b> Document potentially hazardous conditions and associated risks in selected homes and public areas</li> <li>• <b>Applications for Science Learning:</b> Do simple troubleshooting on common electrical and mechanical systems, identifying and eliminating possible causes of malfunctions</li> <li>• <b>Applications for Science Learning:</b> Make decisions regarding personal and public health</li> </ul>





## Competencies & Key Indicators

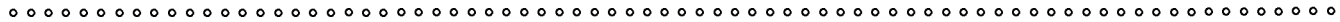
### 6.1 Analyze information from job-related reference materials

- |                 |  |
|-----------------|--|
| Key Indicators: | <p>6.1.1 Locate needed reference materials</p> <p>6.1.2 Select useful support materials and documentation</p> <p>6.1.3 Interpret information (e.g., text, graphics, tables) provided in reference materials</p> <p>6.1.4 Apply information provided in reference materials</p> |
|-----------------|--|

### 6.2 Maintain general safety in accordance with government regulations and health standards

- |                 |  |
|-----------------|--|
| Key Indicators: | <p>6.2.1 Wear protective clothing appropriate for job (hard hat, hard-toed shoes, buttoned-sleeve shirt, gloves, eye protection, etc.)</p> <p>6.2.2 Wear protection devices appropriate for job (dust mask, hearing protection, respirators)</p> <p>6.2.3 Check self for potential hazards (secure hair, remove jewelry)</p> <p>6.2.4 Practice established lifting techniques</p> <p>6.2.5 Maintain personal protective equipment (inspect, clean, replace)</p> <p>6.2.6 Follow established procedures for the use of safety apparatus and equipment, including fall protection</p> <p>6.2.7 Conduct routine building safety inspections</p> <p>6.2.8 Check power sources for potential hazards</p> <p>6.2.9 Confirm proper grounding</p> <p>6.2.10 Shut down power equipment in dangerous situations using power disconnect switches and established lock-out/tag-out procedures</p> <p>6.2.11 Use emergency flush showers, eye-wash fountains, first-aid stations, fire alarms, and exits in accordance with established procedures</p> <p>6.2.12 Maintain work areas in accordance with standards for cleanliness and safety</p> <p>6.2.13 Interpret personal safety rights according to Right-to-Know Plan</p> <p>6.2.14 Demonstrate knowledge of how to operate fire extinguishers and of classes of fires</p> <p>6.2.15 Inspect air makeup and exhaust systems, including intake filters, exhaust filters, fan, and other mechanical components</p> <p>6.2.16 Identify local, state, and federal regulations</p> |
|-----------------|--|

BEST COPY AVAILABLE



6.3

### **Handle hazardous gases and materials in accordance with government regulations and health standards**

6.3.1

6.3.2

6.3.3

6.3.4

6.3.5

Key Indicators:

Identify types of hazardous gases and materials

Interpret container label precautions

Interpret material safety data sheets (MSDSs)

Store hazardous materials in accordance with government regulations

Dispose of hazardous materials in accordance with government regulations

6.4

### **Handle tools, materials, and equipment in accordance with government regulations and health standards**

6.4.1

6.4.2

6.4.3

6.4.4

Key Indicators:

Follow established procedures for the safe use of tools, materials, and equipment, including operation, carrying, lifting, and handling

Identify potential hazards associated with hand tools, power tools, and air hoses

Conduct routine inspections of tools and equipment

Maintain hand tools, power tools, and equipment

6.5

### **Comply with company safety procedures**

6.5.1

6.5.2

6.5.3

6.5.4

6.5.5

6.5.6

Key Indicators:

Demonstrate knowledge of company safety procedures

Demonstrate knowledge of safety plan

Identify liability of technician and employer

Identify basic first-aid procedures

Identify health and safety hazards

Follow environmental precautions when discarding parts



6.6

**Perform preventive maintenance in accordance with guidelines specified by manufacturer and/or outside authorities with jurisdiction**

6.6.1

Analyze the role of maintenance systems in the transportation industry

6.6.2

Create operating and maintenance records

6.6.3

Follow preventive maintenance schedule

6.6.4

Access needed information from past maintenance records

6.6.5

Access needed information using preventive maintenance manuals

6.6.6

Provide for service of air compressors and moisture traps, paint facilities, hydraulics, welding equipment, frame and measuring equipment, and related components in accordance with preventive maintenance schedules

6.6.7

Practice safety procedures associated with preventive maintenance

6.6.8

Log preventive maintenance performed

Key Indicators:

6.7

**Secure parts and service information using manufacturers' bulletins**

6.7.1

Review parts bulletins on a regular basis for information about obsolete and updated parts

6.7.2

Report changes identified in bulletin announcements

6.7.3

Review manufacturer's warranty policies

Key Indicators:

BEST COPY AVAILABLE

# Industrial & Engineering Systems Career Cluster ITAC Transportation Sub-Cluster Acknowledgments

The Vocational Instructional Materials Laboratory extends thanks and appreciation to the many representatives of business, industry, labor, and community organizations who contributed their time and expertise to the identification and verification of competencies.

The following panel participants verified the technical and academic competencies in the Transportation Sub-Cluster:

Paul Chauvin, Bill Harris Dealerships, Ashland, Ohio  
Earl Dohner, E & E's Garage, Brookville, Ohio  
Jack Hinton, Volvo & GMC Trucks of Columbus, Columbus, Ohio  
Richard Jarchow, Williams Detroit Diesel-Allison, Hilliard, Ohio  
Steve Levin, Ricart Automotive, Columbus, Ohio  
Lyle Pagel, General Motors Training Center, Cincinnati, Ohio  
Don D. Pickinpaugh, Dutro Ford Body Shop, Zanesville, Ohio  
Craig Prouty, City of Zanesville, Zanesville, Ohio  
Perry Saling, Ohio Machinery Company, Zanesville, Ohio  
William J. Smith, General Motors Dealership, Youngstown, Ohio  
Rodger E. West, Ohio Army National Guard Aviation Support Facility, Powell, Ohio

The following educator review panel was responsible for reviewing the integrated technical and academic competencies in the Transportation Sub-Cluster:


James R. Anderson, Greenville High School, Greenville, Ohio  
Larry Dixon, Licking County JVS, Newark, Ohio  
Ronald J. Galloway, Clay High School, Oregon, Ohio  
Howard Harper, Maplewood Area JVS, Ravenna, Ohio  
Creston Neal, U.S. Grant Career Center, Bethel, Ohio  
John J. Tamas, William R. Burton Career Center, Oberlin, Ohio



Industrial & Engineering

Industrial & Engineering

Industrial & Engineering



Ohio Department of Education  
Division of Career-Technical and Adult Education



For more information and technical assistance contact the  
Division of Career-Technical and Adult Education  
65 South Front Street • Columbus, Ohio 43215  
614-466-3430 • [www.ode.ohio.gov](http://www.ode.ohio.gov)

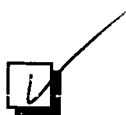


**U.S. Department of Education**  
Office of Educational Research and Improvement (OERI)  
National Library of Education (NLE)  
Educational Resources Information Center (ERIC)



## NOTICE

### REPRODUCTION BASIS



This document is covered by a signed “Reproduction Release (Blanket) form (on file within the ERIC system), encompassing all or classes of documents from its source organization and, therefore, does not require a “Specific Document” Release form.



This document is Federally-funded, or carries its own permission to reproduce, or is otherwise in the public domain and, therefore, may be reproduced by ERIC without a signed Reproduction Release form (either “Specific Document” or “Blanket”).